

F.A.I. RTE.	SECTION	COUNTY	TOTAL SHEETS	SHEET NO.
74	.	**	122	30A
STA.		TO STA.		
FED. ROAD DIST. NO. ILLINOIS FED. AID PROJECT				
•(10-92-8)(HB-1,HB-4)BR				
**CHAMPAIGN & VERMILION				
CONTRACT NO. 70001				

NOTES:

UTILIZE TRAFFIC CONTROL STANDARD 701406 FOR PLACEMENT OF TEMPORARY CONCRETE BARRIER.

TAPERED PORTIONS OF THE TEMPORARY CONCRETE BARRIER SHALL BE PLACED USING A 12:1 TAPER RATE AS SHOWN ON THE PLANS.

VERTICAL PANELS WITH MONODIRECTIONAL STEADY BURNING TYPE A LIGHTS SHALL BE MOUNTED ON THE TAPERED PORTIONS OF THE TEMPORARY CONCRETE BARRIER AT 20' CENTERS.

BARRIER WALL REFLECTORS, TYPE C, SHALL BE MOUNTED ON THE TANGENT PORTIONS OF THE TEMPORARY CONCRETE BARRIER AS SHOWN ON THE BARRIER WALL REFLECTOR DETAIL.

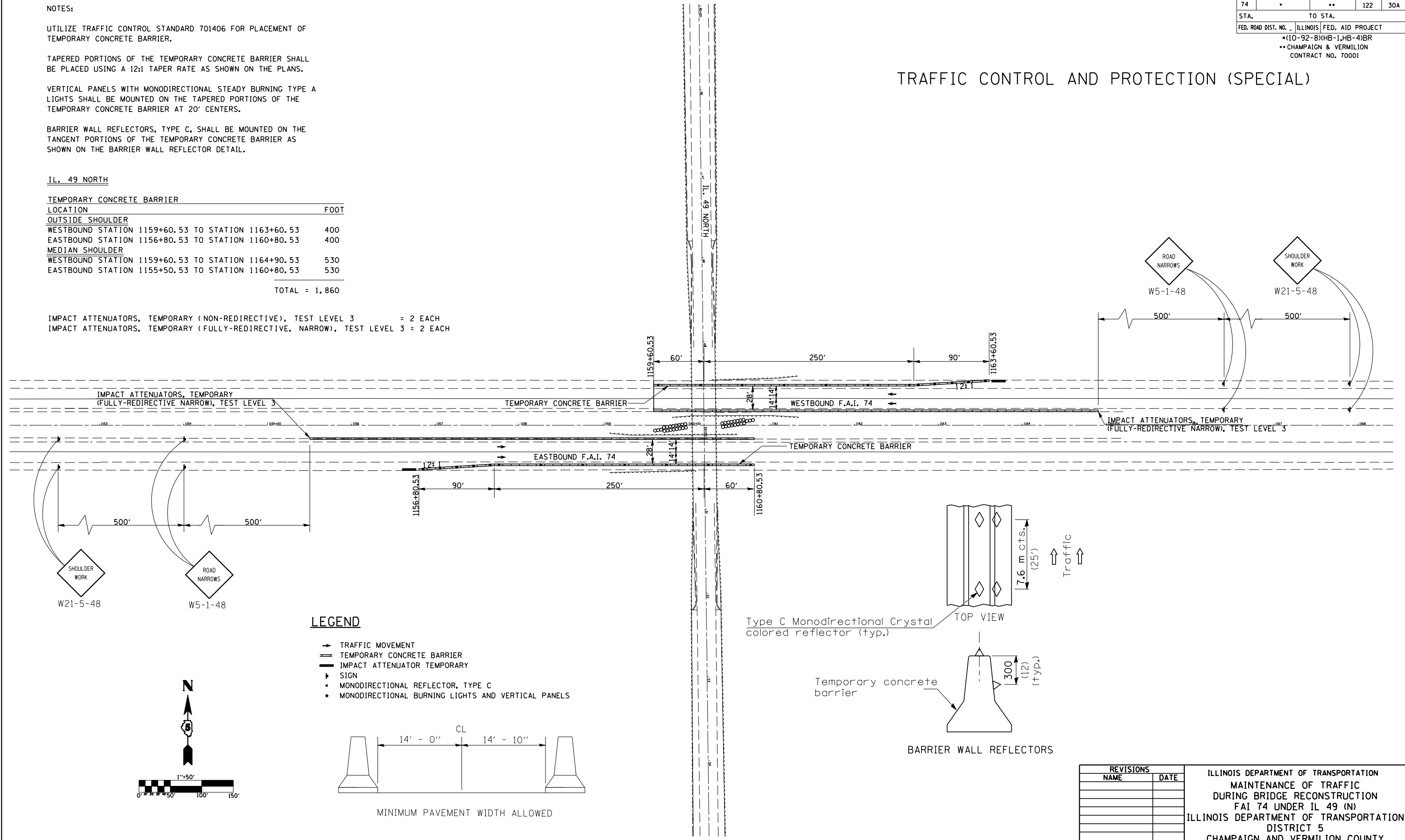
IL. 49 NORTH

TEMPORARY CONCRETE BARRIER

LOCATION	FOOT
<u>OUTSIDE SHOULDER</u>	
WESTBOUND STATION 1159+60.53 TO STATION 1163+60.53	400
EASTBOUND STATION 1156+80.53 TO STATION 1160+80.53	400
<u>MEDIAN SHOULDER</u>	
WESTBOUND STATION 1159+60.53 TO STATION 1164+90.53	530
EASTBOUND STATION 1155+50.53 TO STATION 1160+80.53	530
TOTAL = 1,860	

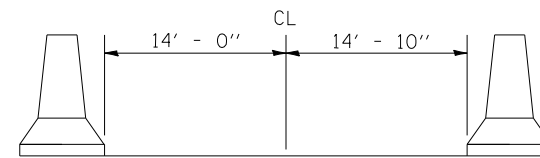
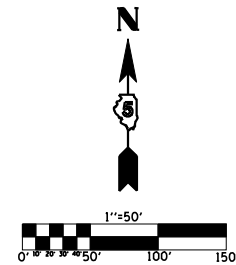
IMPACT ATTENUATORS, TEMPORARY (NON-REDIRECTIVE), TEST LEVEL 3 = 2 EACH
 IMPACT ATTENUATORS, TEMPORARY (FULLY-REDIRECTIVE, NARROW), TEST LEVEL 3 = 2 EACH

TRAFFIC CONTROL AND PROTECTION (SPECIAL)



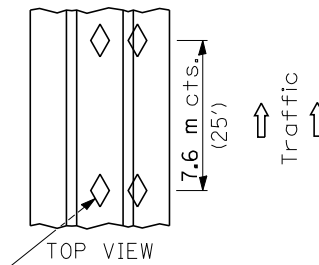
LEGEND

- TRAFFIC MOVEMENT
- ▬ TEMPORARY CONCRETE BARRIER
- ▬ IMPACT ATTENUATOR TEMPORARY
- ▬ SIGN
- MONODIRECTIONAL REFLECTOR, TYPE C
- MONODIRECTIONAL BURNING LIGHTS AND VERTICAL PANELS

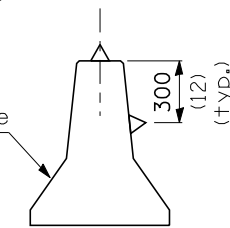


MINIMUM PAVEMENT WIDTH ALLOWED

Type C Monodirectional Crystal colored reflector (typ.)



Temporary concrete barrier



BARRIER WALL REFLECTORS

REVISIONS	
NAME	DATE

ILLINOIS DEPARTMENT OF TRANSPORTATION
 MAINTENANCE OF TRAFFIC
 DURING BRIDGE RECONSTRUCTION
 FAI 74 UNDER IL 49 (N)
 ILLINOIS DEPARTMENT OF TRANSPORTATION
 DISTRICT 5
 CHAMPAIGN AND VERMILION COUNTY
 SCALE: 1" = 50' DRAWN BY:
 DATE: 08/2004 CHECKED BY: