



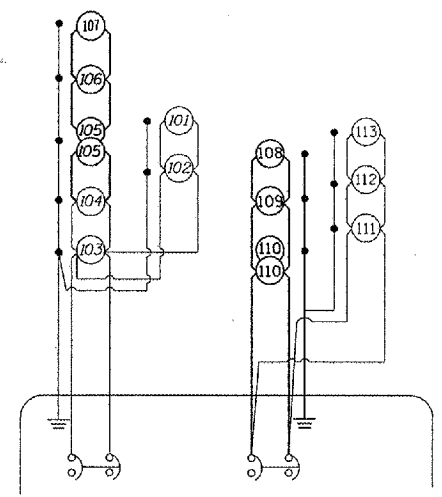


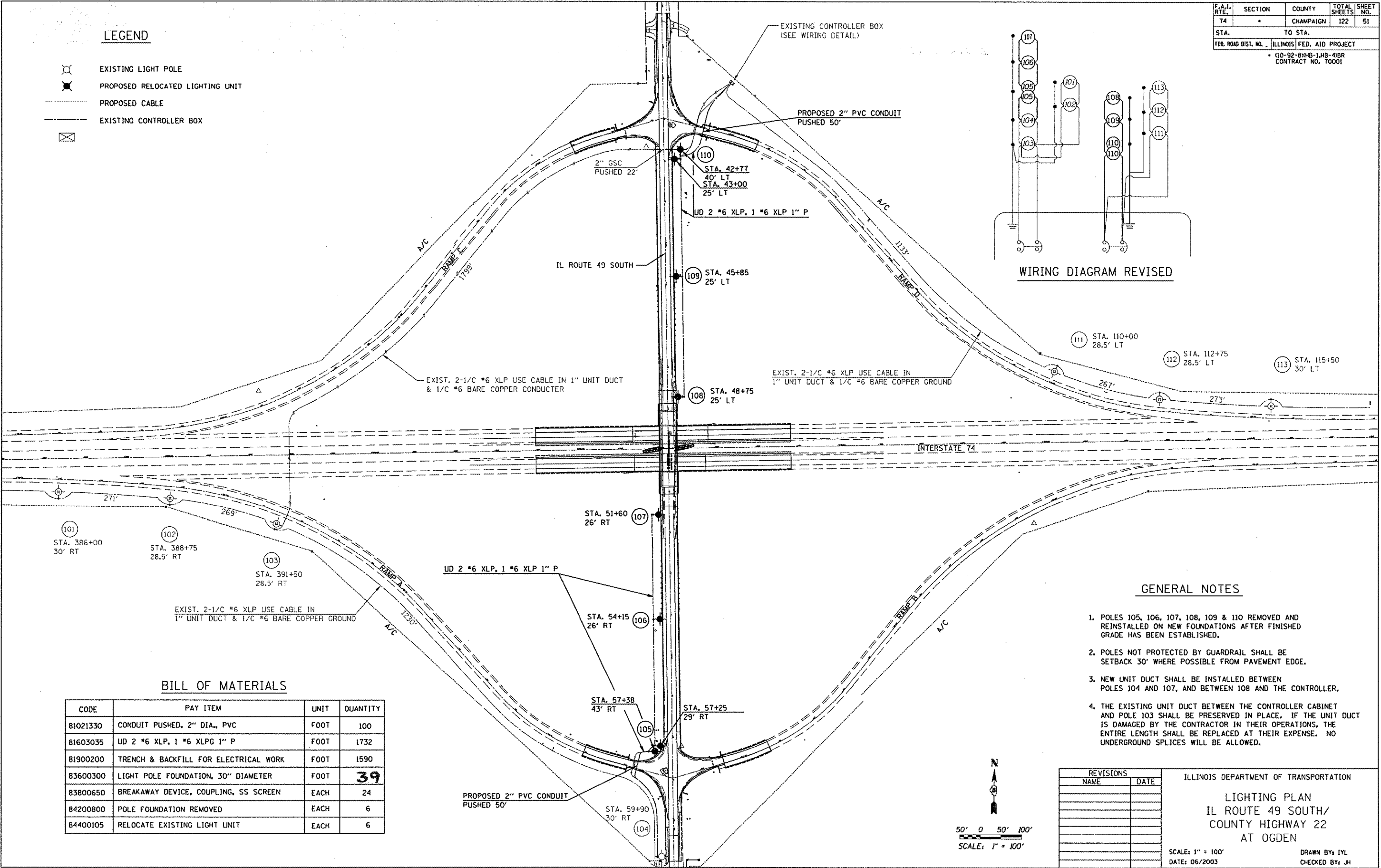
F.A.I. RTE.	SECTION	COUNTY	TOTAL SHEETS	SHEET NO.
74	*	CHAMPAIGN	122	51
STA.	TO STA.			
FED. ROAD DIST. NO.	ILLINOIS	FED. AID PROJECT		
* (10-92-B)HB-1,HB-4,HR CONTRACT NO. 70001				

LEGEND

-  EXISTING LIGHT POLE
-  PROPOSED RELOCATED LIGHTING UNIT
-  PROPOSED CABLE
-  EXISTING CONTROLLER BOX



WIRING DIAGRAM REVISED



BILL OF MATERIALS

CODE	PAY ITEM	UNIT	QUANTITY
81021330	CONDUIT PUSHED, 2" DIA., PVC	FOOT	100
81603035	UD 2 #6 XLP, 1 #6 XLPG 1" P	FOOT	1732
81900200	TRENCH & BACKFILL FOR ELECTRICAL WORK	FOOT	1590
83600300	LIGHT POLE FOUNDATION, 30" DIAMETER	FOOT	39
83800650	BREAKAWAY DEVICE, COUPLING, SS SCREEN	EACH	24
84200800	POLE FOUNDATION REMOVED	EACH	6
84400105	RELOCATE EXISTING LIGHT UNIT	EACH	6

GENERAL NOTES

1. POLES 105, 106, 107, 108, 109 & 110 REMOVED AND REINSTALLED ON NEW FOUNDATIONS AFTER FINISHED GRADE HAS BEEN ESTABLISHED.
2. POLES NOT PROTECTED BY GUARDRAIL SHALL BE SETBACK 30' WHERE POSSIBLE FROM PAVEMENT EDGE.
3. NEW UNIT DUCT SHALL BE INSTALLED BETWEEN POLES 104 AND 107, AND BETWEEN 108 AND THE CONTROLLER.
4. THE EXISTING UNIT DUCT BETWEEN THE CONTROLLER CABINET AND POLE 103 SHALL BE PRESERVED IN PLACE. IF THE UNIT DUCT IS DAMAGED BY THE CONTRACTOR IN THEIR OPERATIONS, THE ENTIRE LENGTH SHALL BE REPLACED AT THEIR EXPENSE. NO UNDERGROUND SPLICES WILL BE ALLOWED.

REVISIONS	
NAME	DATE

ILLINOIS DEPARTMENT OF TRANSPORTATION
LIGHTING PLAN
 IL ROUTE 49 SOUTH/
 COUNTY HIGHWAY 22
 AT OGDEN

SCALE: 1" = 100'
 DATE: 06/2003

DRAWN BY: IYL
 CHECKED BY: JH

