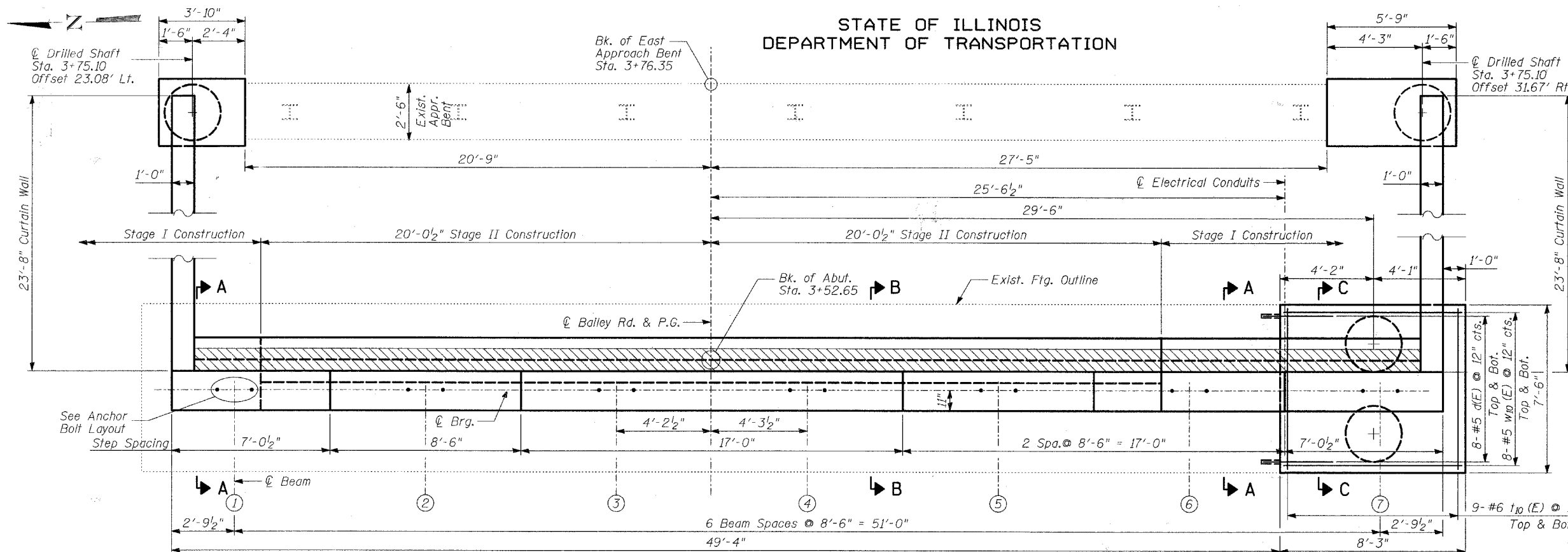
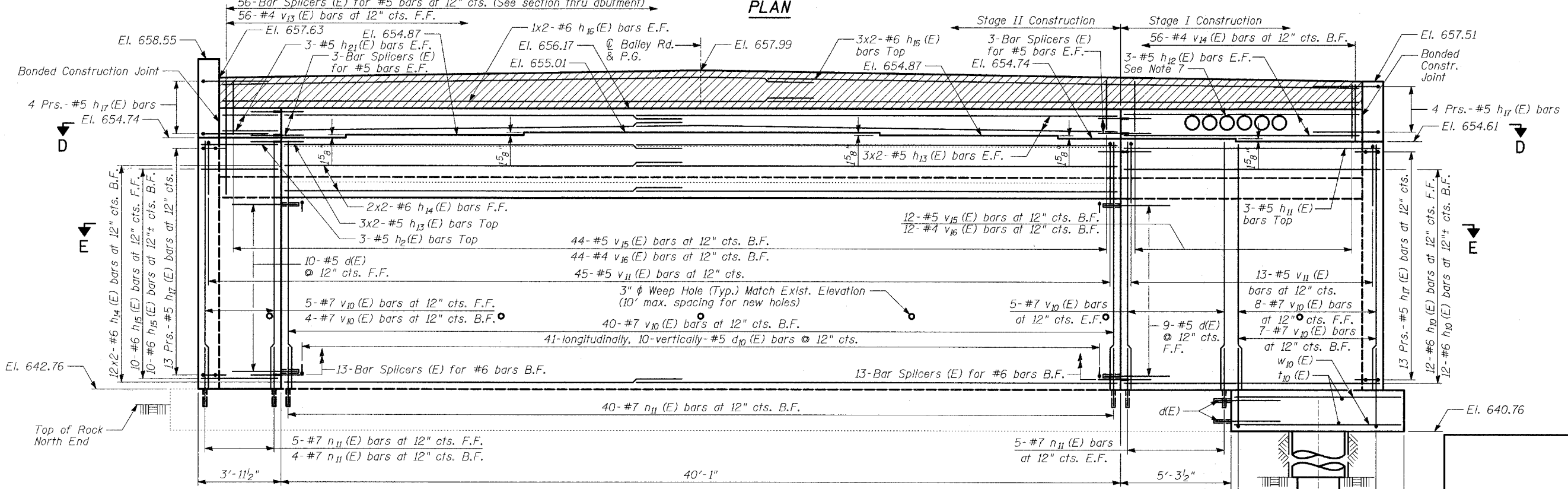


STATE OF ILLINOIS
DEPARTMENT OF TRANSPORTATION

ROUTE NO.	SECTION	COUNTY	FORM SHEETS	SHEET NO.	SHEET NO. - 25
1545		DUPAGE	97	46	39 - SHEETS
FED. ROAD DIST. NO.	ILLINOIS	FED. AID PROJECT	CONTRACT NO. 83961		
00-00115-00-BR					



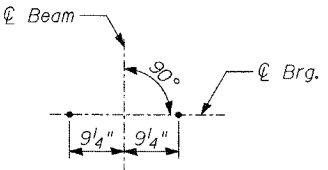
- NOTES:**
- Space reinforcement in cap to miss anchor bolts.
 - All edges shall have standard 3/4" chamfers.
 - Epoxy grout #5 bars in 9" deep minimum drilled holes and #7 bars in 12" deep minimum drilled holes according to Article 584 of the Standard Specifications. The grout and method of application shall be approved by the Engineer.
 - Bars indicated thus: 3x2-#5 etc. indicates 3 lines of bars with 2 lengths per line.
 - For Sections A-A, B-B, C-C, D-D and E-E see Sheet 27.
 - For details of reinforcement and Bill of Material see Sheet 28.
 - 8" PVC Pipe Sleeve for 6" PVC Electrical conduits. Price of 8" PVC shall be included in the cost of "Concrete Structures".
 - Pour steps monolithically with cap.
 - Allowable Bearing Pressure for footing=12,000 psf. Allowable Bearing Pressure for drilled shafts is 20 tons/sq.ft



MINIMUM BAR LAPS

Bar	Lap
#5	2'-2"
#6	2'-7"

ANCHOR BOLT LAYOUT



LEGEND

F.F. denotes front face
B.F. denotes back face
E.F. denotes each face

EAST ABUTMENT

BAILEY ROAD OVER THE
WEST BRANCH OF THE DUPAGE RIVER
FAU 1545
SECTION 00-00115-00-BR STA. 2+99.15
DUPAGE COUNTY
S.N. 022-3028

TYLIN INTERNATIONAL

DESIGNED	PL
CHECKED	SP
DRAWN	PL
CHECKED	SP