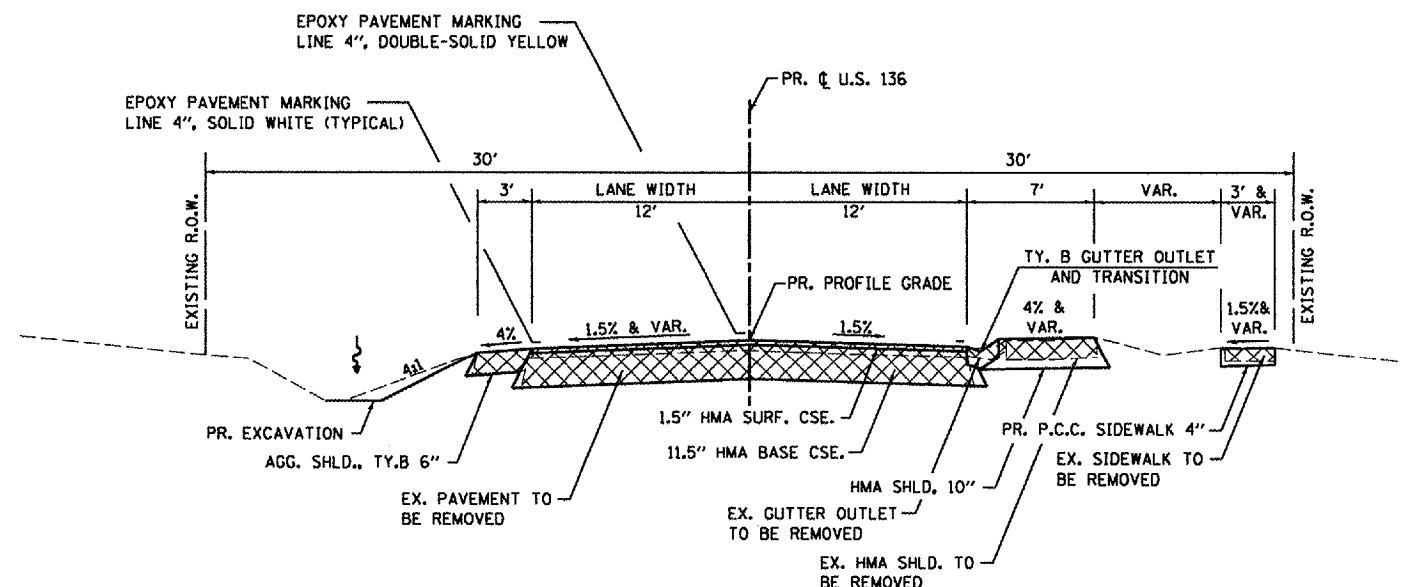


F.A. RTE.	SECTION	COUNTY	TOTAL SHEETS	SHEET NO.
315	(108B)BR, BR-1	McDONOUGH	80	39
STA. 142+32.50		TO STA. 143+80.00		
FED. ROAD DIST. NO. ILLINOIS FED. AID PROJECT				
CONTRACT NO. 88799				



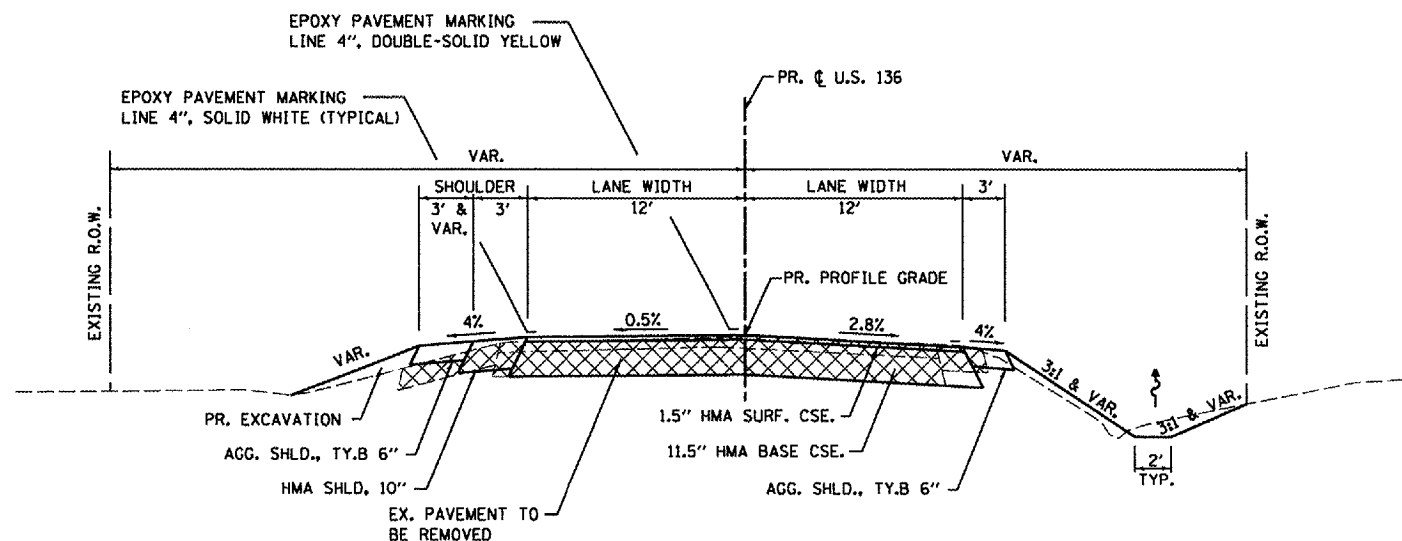
PROPOSED TYPICAL SECTION - U.S. 136

FROM STA. 143+53.00 TO STA. 143+80.00

BR. APPR. SLAB & CULV. SECTION: STA. 142+68.66 TO STA. 143+46.19

BR. APPR. PAVEMENT CONNECTOR: STA. 143+46.19 TO STA. 143+53.00
SEE "BRIDGE APPROACH PAVEMENT (SPECIAL) AND GUTTER OUTLET TRANSITION FOR TYPE B GUTTER" SHEET FOR DETAILS

BUTT JOINT
STA. 143+80.00 TO STA. 144+10.00



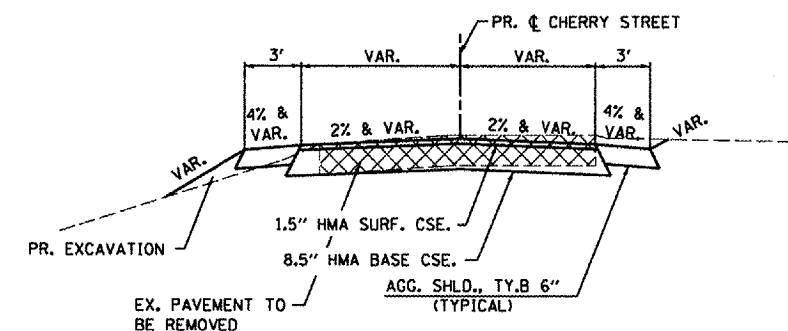
PROPOSED TYPICAL SECTION - U.S. 136

FROM STA. 142+32.50 TO STA. 142+60.00

BR. APPR. SLAB & CULV. SECTION: STA. 142+68.66 TO STA. 143+46.19

BR. APPR. PAVEMENT CONNECTOR: STA. 142+60.00 TO STA. 142+68.66
SEE "BRIDGE APPROACH PAVEMENT (SPECIAL) AND GUTTER OUTLET TRANSITION FOR TYPE B GUTTER" SHEET FOR DETAILS

BUTT JOINT
STA. 142+02.50 TO STA. 142+32.50



PROPOSED TYPICAL SECTION - CHERRY ST.

W. CHERRY ST. FROM STA. 9+50.00 TO STA. 9+75.00
E. CHERRY ST. FROM STA. 10+29.00 TO STA. 10+52.00

BR. APPR. PAVEMENT CONNECTOR:
FROM STA. 9+75.00 TO U.S. 136
FROM U.S. 136 TO STA. 10+29.00
SEE "BRIDGE APPROACH PAVEMENT (SPECIAL) AND GUTTER OUTLET TRANSITION FOR TYPE B GUTTER" SHEET FOR DETAILS

REVISIONS	
NAME	DATE

ILLINOIS DEPARTMENT OF TRANSPORTATION
PROPOSED TYPICAL SECTIONS
U.S. 136
SECTION (108B)BR, BR-1
McDONOUGH

SCALE: NONE
DATE: MARCH, 2006

DRAWN BY: JH
CHECKED BY: FML