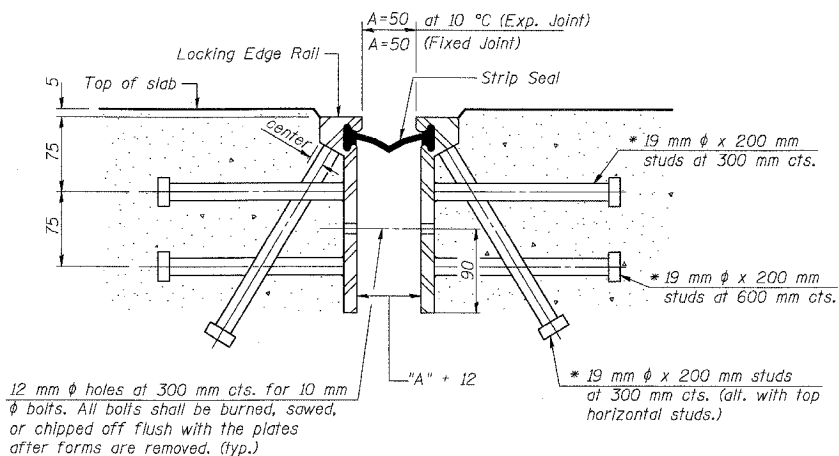
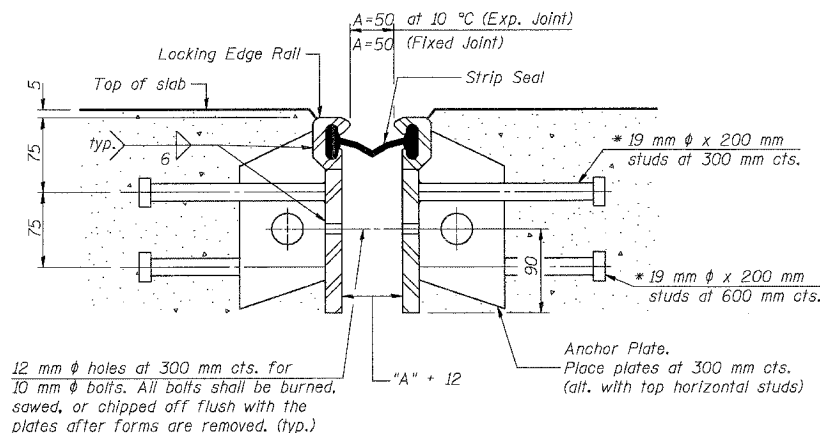


F.A.P. RTE.	SECTION	COUNTY	TOTAL SHEETS	SHEET NO.
343	*	COOK	24	18
STA.		TO STA.		
FED. ROAD DIST. NO.		ILLINOIS FED. AID PROJECT		
*70HB-F & 70D-Y-B-F CONTRACT NO. 60B70				



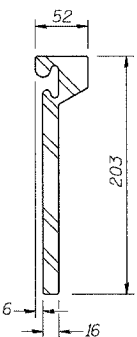
SECTION THRU ROLLED RAIL JOINT

(444-Studs Required Exp. Joint
444-Studs Required Fixed Joint)

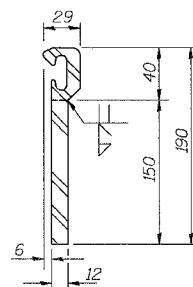


SECTION THRU WELDED RAIL JOINT

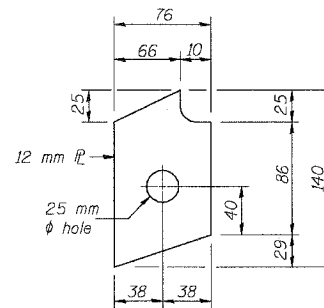
(334-Studs Required - Exp. Jt.
334-Studs Required - Fixed Jt.)
(222-Anchor Plates Required - Exp. Jt.
222-Anchor Plates Required - Fixed Jt.)



ROLLED (EXTRUDED) RAIL



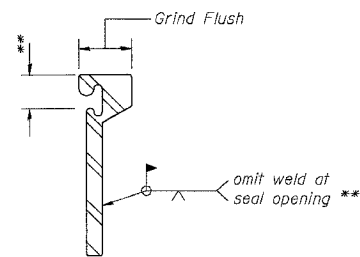
WELDED RAIL



ANCHOR PLATE
(for welded rail)

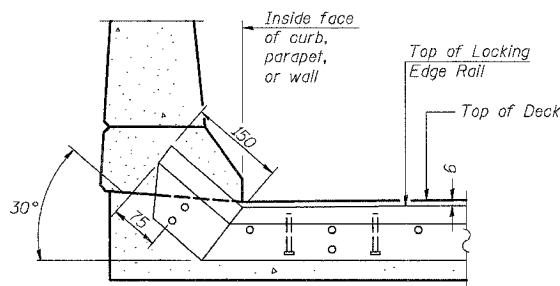
STRIP SEAL JOINT IS NOT PART OF THIS CONTRACT

LOCKING EDGE RAILS

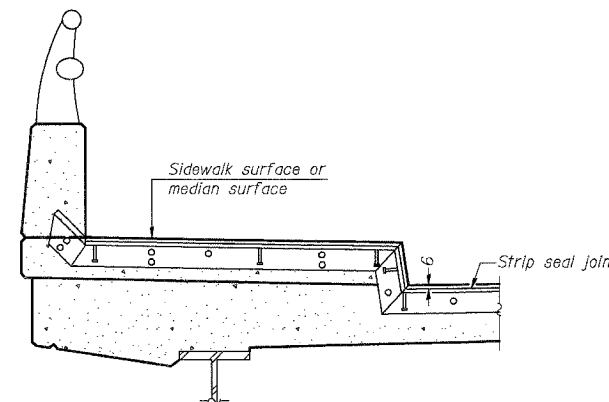


LOCKING EDGE RAIL SPLICE

The inside of the locking edge rail groove shall be free of weld residue.



AT CURB, PARAPET, OR WALL



AT SIDEWALK OR MEDIAN*

* Shorter plates with a single row of studs at 300 mm centers may be necessary on medians which are shallower than 225 mm. See manufacturer's recommendation.

TYPICAL END TREATMENTS

REVISIONS		ILLINOIS DEPARTMENT OF TRANSPORTATION IL ROUTE 68 OVER US-14 & UPRR F.A.P. ROUTE 343 SECTION 70HB-F & 70D-Y-B-F COOK COUNTY STRUCTURE NO. 016-2861 & 016-2732 STRIP SEAL JOINT - SN 016-2732
NAME	DATE	
		DESIGNED: BTO DRAWN: BTO
		DATE: 6/06 CHECKED: JAN CHECKED: JAN

SHT. S-18 OF S-24