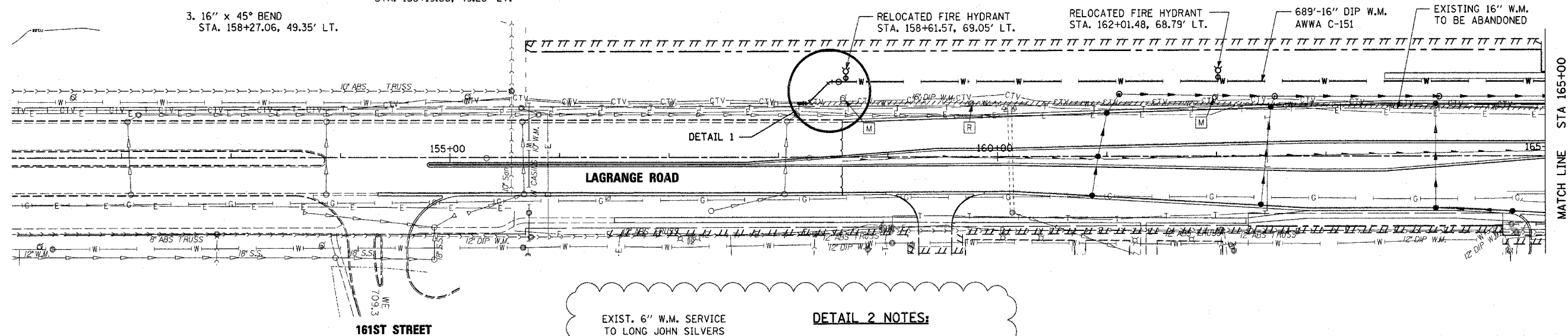


DETAIL 1

DETAIL 1 NOTES:

1. 16" BUTTERFLY VALVE (NON-PRESSURE CONNECTION) WITH 5' Ø VAULT STA. 158+55, 69.05' LT.
2. 16" x 45° BEND STA. 158+46.96, 69.05' LT.
3. 16" x 45° BEND STA. 158+27.06, 49.35' LT.
4. 16" TEMPORARY CAP TO BE INSTALLED AFTER CUTTING THE EXISTING 16" W.M. TEMPORARY CAP TO BE REMOVED AFTER CHLORINATION & TIE INTO EXIST. 16" W.M. WITH:
5. 16"-TRANSITION SLEEVE STA. 158+19.66, 49.28' LT.



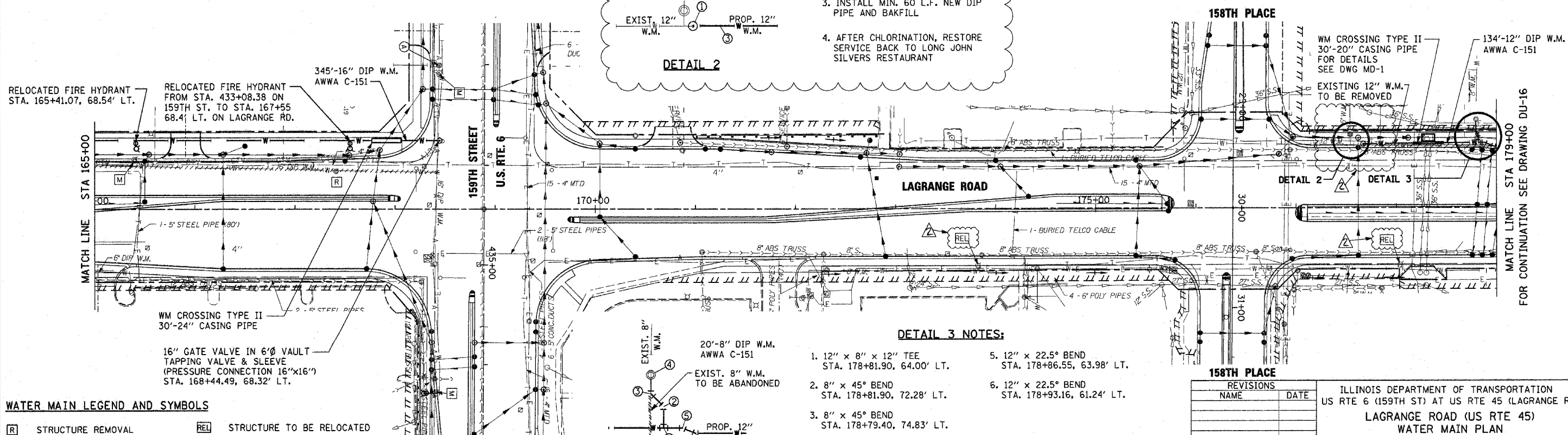
EXIST. 6" W.M. SERVICE TO LONG JOHN SILVERS RESTAURANT

DETAIL 2 NOTES:

1. TURN-OFF SERVICE TO LONG JOHN SILVERS RESTAURANT
2. CUT THE EXISTING 12" W.M. LINE AND INSTALL NEW 12" GATE VALVE (NON-PRESSURE CONNECTION) WITH 5' Ø VAULT STA. 177+66.86, 63.8' LT.
3. INSTALL MIN. 60 L.F. NEW DIP PIPE AND BAKFILL
4. AFTER CHLORINATION, RESTORE SERVICE BACK TO LONG JOHN SILVERS RESTAURANT

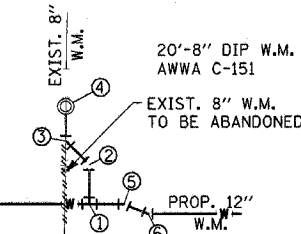


DETAIL 2



DETAIL 3 NOTES:

1. 12" x 8" x 12" TEE STA. 178+81.90, 64.00' LT.
2. 8" x 45° BEND STA. 178+81.90, 72.28' LT.
3. 8" x 45° BEND STA. 178+79.40, 74.83' LT.
4. EXISTING 8" GATE VALVE. KEEP IN CLOSED POSITION UNTIL CHLORINATION IS DONE, THEN TIE INTO THE EXISTING 8" GATE VALVE.
5. 12" x 22.5° BEND STA. 178+86.55, 63.98' LT.
6. 12" x 22.5° BEND STA. 178+93.16, 61.24' LT.



DETAIL 4

WATER MAIN LEGEND AND SYMBOLS

- R STRUCTURE REMOVAL
- REL STRUCTURE TO BE RELOCATED
- A VALVE VAULT TO BE ADJUSTED
- M STRUCTURE TO BE MOVED
- ADJ STRUCTURE TO BE ADJUSTED

REVISIONS	
NAME	DATE

ILLINOIS DEPARTMENT OF TRANSPORTATION
 US RTE 6 (159TH ST) AT US RTE 45 (LAGRANGE RD)
LAGRANGE ROAD (US RTE 45)
WATER MAIN PLAN
STA 151+00 TO STA 179+00
 SCALE: 1"=50'
 DATE: 7-07-06
 DRAWN BY: OIU
 CHECKED BY: RCH

McDonough Associates Inc.
 Engineers / Architects

Rev. 11-1-06

I:\Dgn\du01015.sht
 10/28/2006
 8:11:13 PM