

F.A.P. RTE.	SECTION	COUNTY	TOTAL SHEETS	SHEET NO.
351	537 R-1	COOK	245	161

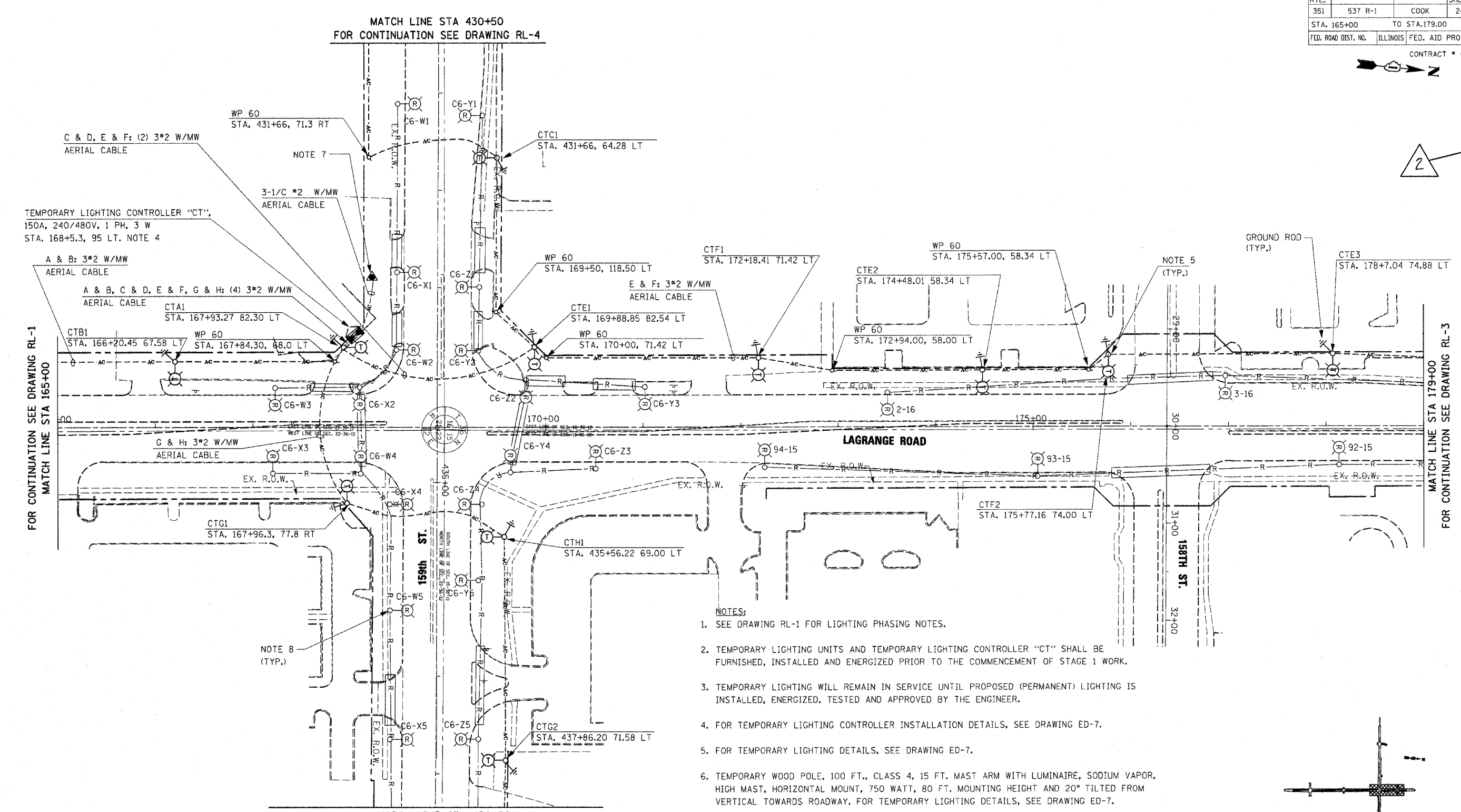
STA. 165+00 TO STA. 179+00

FED. ROAD DIST. NO. ILLINOIS FED. AID PROJECT

CONTRACT # 62880



2



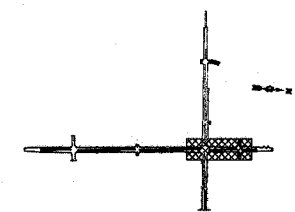
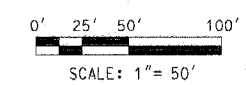
FOR CONTINUATION SEE DRAWING RL-1  
MATCH LINE STA 165+00

MATCH LINE STA 179+00  
FOR CONTINUATION SEE DRAWING RL-3

MATCH LINE STA 430+50  
FOR CONTINUATION SEE DRAWING RL-4

MATCH LINE STA 438+50  
FOR CONTINUATION SEE DRAWING RL-5

- NOTES:
- SEE DRAWING RL-1 FOR LIGHTING PHASING NOTES.
  - TEMPORARY LIGHTING UNITS AND TEMPORARY LIGHTING CONTROLLER "CT" SHALL BE FURNISHED, INSTALLED AND ENERGIZED PRIOR TO THE COMMENCEMENT OF STAGE 1 WORK.
  - TEMPORARY LIGHTING WILL REMAIN IN SERVICE UNTIL PROPOSED (PERMANENT) LIGHTING IS INSTALLED, ENERGIZED, TESTED AND APPROVED BY THE ENGINEER.
  - FOR TEMPORARY LIGHTING CONTROLLER INSTALLATION DETAILS, SEE DRAWING ED-7.
  - FOR TEMPORARY LIGHTING DETAILS, SEE DRAWING ED-7.
  - TEMPORARY WOOD POLE, 100 FT., CLASS 4, 15 FT. MAST ARM WITH LUMINAIRE, SODIUM VAPOR, HIGH MAST, HORIZONTAL MOUNT, 750 WATT, 80 FT. MOUNTING HEIGHT AND 20° TILTED FROM VERTICAL TOWARDS ROADWAY. FOR TEMPORARY LIGHTING DETAILS, SEE DRAWING ED-7.
  - ELECTRIC UTILITY SERVICE DROP, 240/480V, 1-PHASE, 3-WIRE SERVICE. EXACT LOCATION OF SERVICE POLE AND THE UTILITY SERVICE DROP TO BE DETERMINED IN THE FIELD.
  - EXISTING LIGHT POLE FOUNDATIONS SHALL BE REMOVED IN ACCORDANCE WITH IDOT STANDARD SPECIFICATIONS.



KEY PLAN

RL-2

Rev. 11-1-06

REVISIONS	NAME	DATE

ILLINOIS DEPARTMENT OF TRANSPORTATION  
US RTE 6 (159TH ST) AT US RTE 45 (LAGRANGE RD)  
LAGRANGE ROAD (US45)  
TEMPORARY LIGHTING AND REMOVAL PLAN  
STA 165+00 TO STA 179+00

SCALE: 1" = 50'  
DATE: 7-07-06  
DRAWN BY: MB  
CHECKED BY: KMY



I:\Elec\CADD\RL-2.dgn  
 10/28/2006  
 7:44:56 PM