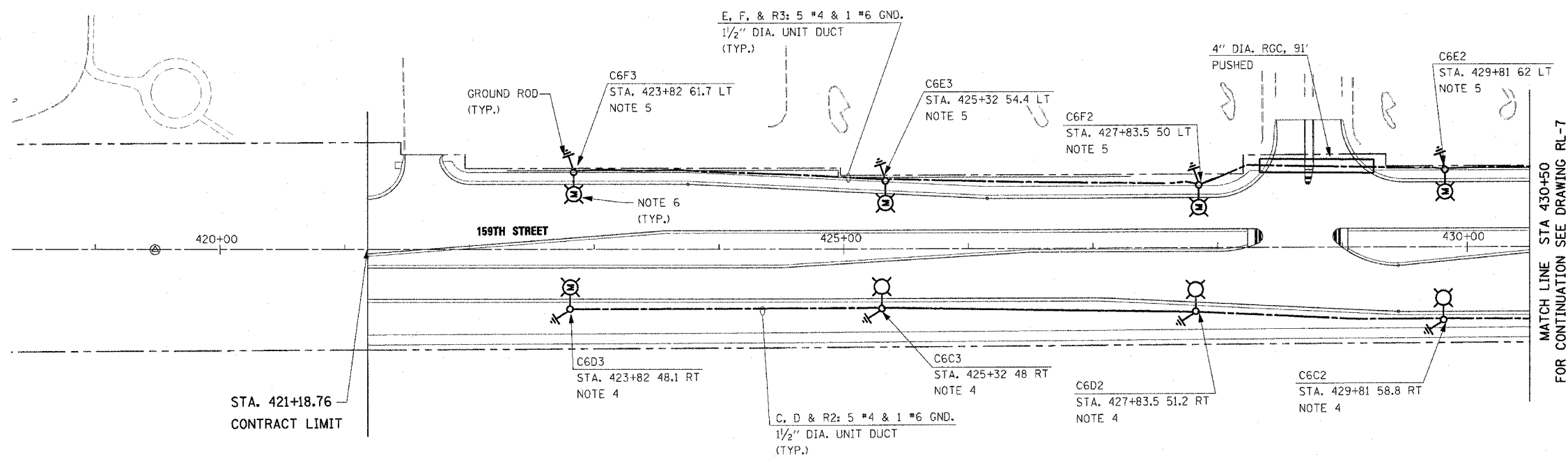


| | | | | |
|---------------------|----------|------------------|--------------|-----------|
| F.A.P. RTE. | SECTION | COUNTY | TOTAL SHEETS | SHEET NO. |
| 351 | 537 R-1 | COOK | 245 | 168 |
| STA. 421+18.76 | | TO STA. 427+00 | | |
| FED. ROAD DIST. NO. | ILLINOIS | FED. AID PROJECT | | |
| CONTRACT # 62880 | | | | |

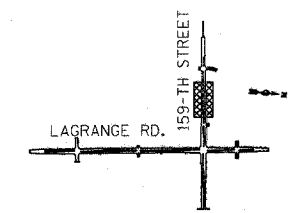
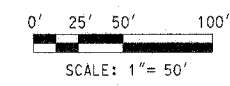


STA. 421+18.76
CONTRACT LIMIT

MATCH LINE STA 430+50
FOR CONTINUATION SEE DRAWING RL-7

NOTES:

1. SEE DRAWING RL-1 FOR APPLICABLE LIGHTING PHASING NOTES.
2. FOR PROPOSED LIGHTING POLE/UNIT AND EXISTING LIGHTING UNIT/POLE MODIFICATION DETAILS, SEE DWG. ED-1.
3. FOR LIGHT POLE FOUNDATION DETAILS, SEE DWG. ED-4.
4. THE ROADSIDE FACE OF THE LIGHT POLE FOUNDATION SHALL BE SET 2'-0" FROM THE BACK OF CURB.
5. INSTALL LIGHT POLE FOUNDATION ON THE BACK SIDE OF SIDEWALK.
6. INSTALL PREVIOUSLY REMOVED EXISTING LIGHTING UNIT ON A NEW FOUNDATION. THE CONTRACTOR SHALL REPLACE EXISTING 12'-0" MAST ARM WITH 15'-0" MAST ARM PRIOR TO THE INSTALLATION OF EXISTING LIGHTING UNIT ON A NEW FOUNDATION. THE COST OF THIS WORK SHALL BE INCLUDED IN THE COST OF "MODIFY EXISTING LIGHT POLE, ALUMINUM 47.5 FT M.H., WITH NEW 15 FT MAST ARM AND 20A, 120V, GFI RECEPTACLE" PAY ITEM. NO SEPARATE PAYMENT WILL BE MADE.



KEY PLAN

| REVISIONS | |
|-----------|------|
| NAME | DATE |
| | |
| | |
| | |
| | |
| | |
| | |
| | |
| | |
| | |
| | |

RL-9

ILLINOIS DEPARTMENT OF TRANSPORTATION
US RTE 6 (159TH ST) AT US RTE 45 (LAGRANGE RD)
**159TH STREET (US RTE 6)
PROPOSED LIGHTING PLAN
STA 421+18.76 TO STA 430+50**

SCALE: 1" = 50' DRAWN BY: MB
DATE: 7-07-06 CHECKED BY: KMY

McDonough Associates Inc.
Engineers / Architects

FILES
DATES
TIMES