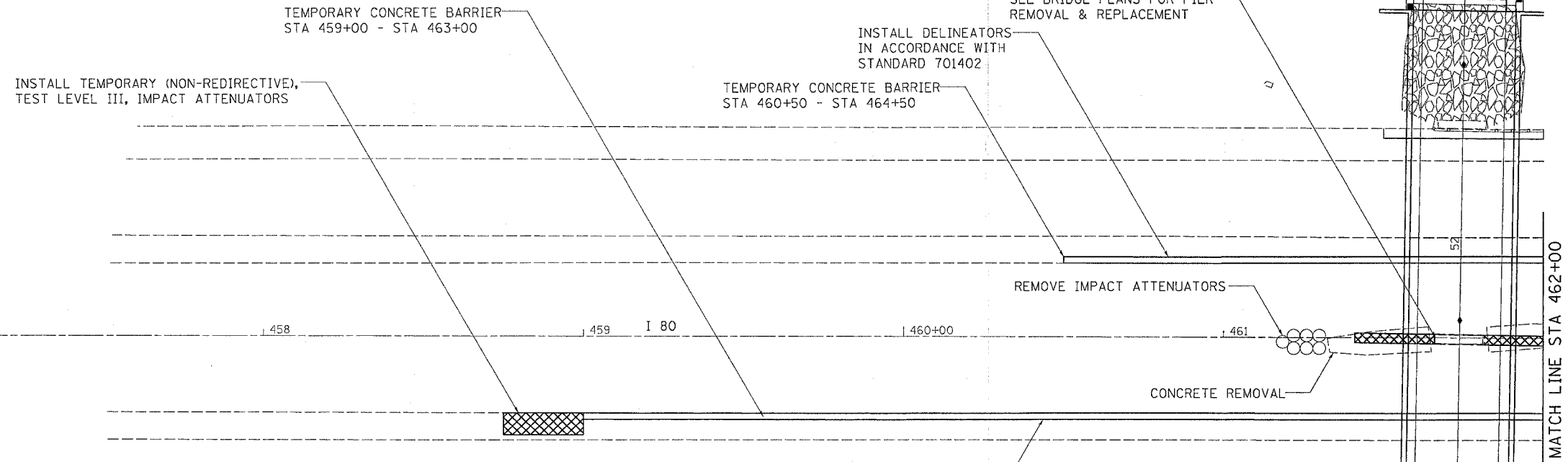
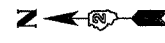


I-80 STAGE I

CONTRACT NO. 64602

F.A.I. RTE.	SECTION	COUNTY	TOTAL SHEETS	SHEET NO.
80	37-1HBR-1	HENRY	133	34
STA. 456+00.000		TO STA. 462+00.000		
FED. ROAD DIST. NO.	ILLINOIS	FED. AID PROJECT		



Traffic Control Staging Notes on I-80 Stage I

1. Install all Temporary concrete barrier wall on Interstate 80 (I-80) using Traffic Control and Protection Standard 701400 & 701406, Special Provisions, and applicable sections of the current Standard Specifications for Road and Bridge Construction.
2. Install Impact Attenuators (Non-Redirective), Test Level 3, and bases as shown on plans, per manufacturer specifications, Special Provisions, Standard Specifications, and as shown on the project plans. All attenuator base construction will be included in the cost of the impact attenuator. Install Impact Attenuators and bases using Traffic Control and Protection Standard 701400 & 701406, Special Provisions, Standard Specifications, and as shown on the project plans.
3. Install, relocate, and remove protective shield using Traffic Control and Protection Standard 701400 & 701406, Special Provisions, Standard Specifications, and as shown on project plans.
4. Remove existing center bridge pier using Traffic Control and Protection Standard 701101, Special Provisions, Standard Specifications, and as shown on the project plans.
5. Remove existing bridge beams using Traffic Control and Protection (Special), Special Provisions, Standard Specifications, and as shown on the project plans.
6. Construct center bridge pier and install permanent fully-redirective and self-restoring Test Level III Impact Attenuators per manufacturer specifications, using Traffic Control and Protection Standard 701101, Special Provisions, Standard Specifications, and as shown on the project plans. All attenuator bases necessary for the installation of temporary and/or permanent impact attenuators shall be included in the cost of the impact attenuator.
7. Temporary concrete barrier wall shall not be relocated until all permanent impact attenuators have been installed and approved by the Engineer.

INSTALL DELINEATORS
IN ACCORDANCE WITH
STANDARD 701402

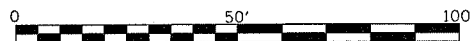
REVISIONS	
NAME	DATE

ILLINOIS DEPARTMENT OF TRANSPORTATION

SCALE: VERT. _____
HORIZ. _____

DATE _____

DRAWN BY _____
CHECKED BY _____



PLOT DATE = Fri Sep 01 10:16:31 2006
 FILE NAME = c:\p\projects\213102\13102.dwg
 PLOT SCALE = 20.0000 / 1" = 100.0000'
 USER NAME = feneberj