


STATE OF ILLINOIS
DEPARTMENT OF TRANSPORTATION

ROUTE NO.	SECTION	COUNTY	TOTAL SHEETS	SHEET NO.
F.A.P. 329	126BR-1	RANDOLPH	27	19
FED. ROAD DIST. NO. 7	ILLINOIS	FED. AID PROJECT		

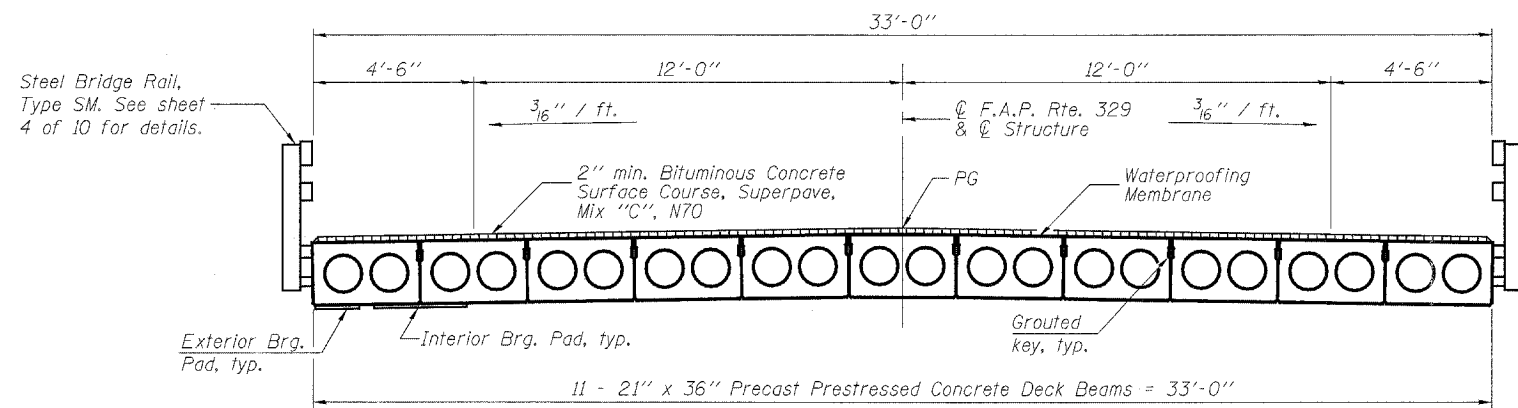
SHEET NO. 5
10 SHEETS

Contract #76898

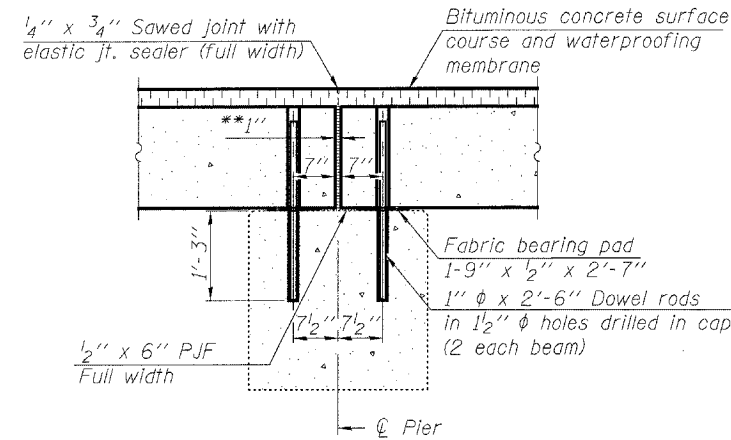


Note:
Rail spacing the same on both sides of the bridge.

PLAN

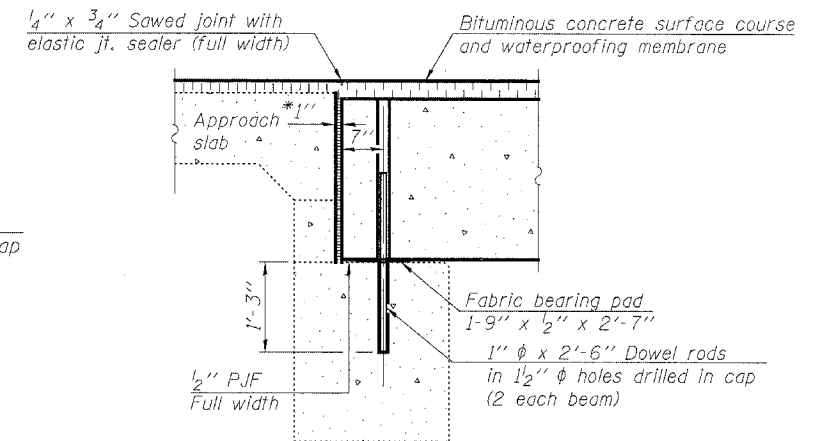


CROSS SECTION



SECTION THRU FIXED PIER

**1" Jt. shall be filled with non-shrink grout. 1" dimension may vary to accommodate tolerance in beam lengths.



SECTION THRU ABUTMENT

*1" Jt. shall be filled with non-shrink grout. 1" dimension may vary to accommodate tolerance in beam lengths.

Notes:
After beams have been erected, holes shall be drilled into substructure and anchor dowels placed. Dowel holes shall be filled with non-shrink grout to top of beam and allowed to cure min. 24 hrs. prior to grouting the shear keys.
All horizontal dimensions are at right angles to beam ends. See sheet 7 of 10 for bearing pad details.

DESIGNED	NJM
CHECKED	EML
DRAWN	NJM
CHECKED	EML

HORNER & SHIFRIN, INC.
ENGINEERS ■ ARCHITECTS ■ PLANNERS

SUPERSTRUCTURE DETAILS
F.A.P. ROUTE 329 - SECTION 126BR-1
RANDOLPH COUNTY
STATION 718+90.00
STRUCTURE NO. 079-0016