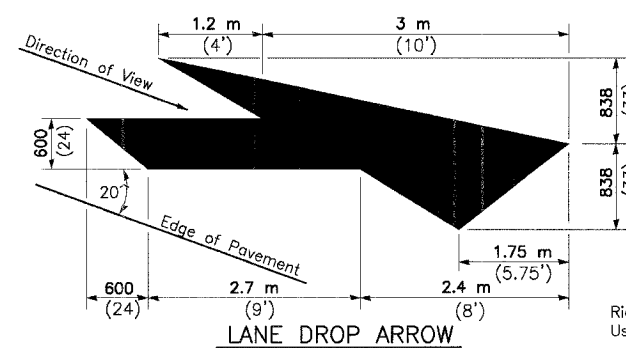



Legend Height	Arrow Size	a
1.8 m (6')	Small	74 (2.9)
2.4 m (8')	Large	96 (3.8)

The space between adjacent letters or numerals should be approximately 75 (3) for 1.8 m (6') legend and 100 (4') for 2.4 m (8') legend.

LETTER AND ARROW GRID SCALE



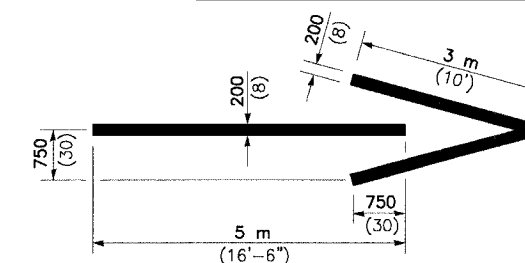
Right lane drop arrow shown. Use mirror image for left lane.



6 m (20') : urban  
15 m (50') : rural  
(Between arrow and word or between words)



WORD AND ARROW LAYOUT



WRONG WAY ARROW

All dimensions are in millimeters (inches) unless otherwise shown.

TYPICAL PAVEMENT MARKINGS

(Sheet 2 of 2)

STANDARD 780001-01

**MORRIS ENGINEERING, INC.**

5100 S. LINCOLN • SUITE 100 • Lisle, ILLINOIS 60532  
PHONE: (630)271-0770 • EMAIL: ECIVIL.COM  
DWG LOCATION: H:\04-PH\3004\PLANS-ENG\REV-1  
DRAWN BY: CJS/CMM FLD. BK. / PG. NO. :  
COMPLETION DATE: 4/26/06 JOB NO.: 04-PH-3004

HARLEM AVENUE MEDIAN IMPROVEMENTS

DETAIL SHEET

DATE	REVISIONS	BY	SHEET
1 6/1/06	PER IDOT 5/18/06	OSC	23
2			
3			