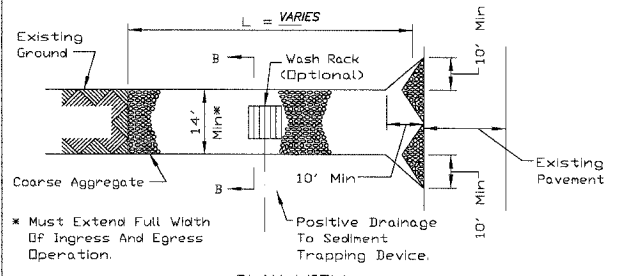
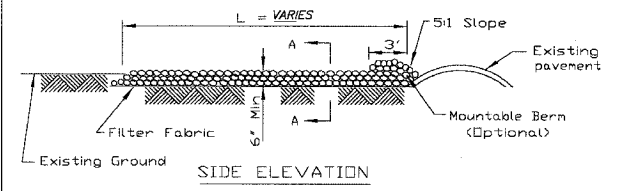


F.A.P. RTE.	SECTION	COUNTY	TOTAL SHEETS	SHEET NO.
1517	03-00247-00-BR	KANE	121	117
STA.		TO STA.		
FED. ROAD DIST. NO. 1		ILLINOIS HIGHWAY PROJECT		
CONTRACT # 83867				

STABILIZED CONSTRUCTION ENTRANCE PLAN



PLAN VIEW



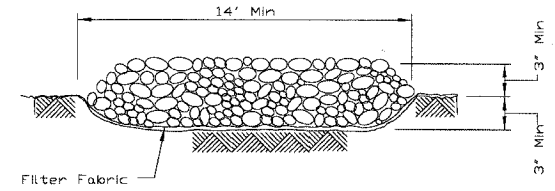
SIDE ELEVATION

- NOTES:
- Filter fabric shall meet the requirements of material specification 592 GEDTEXTILE, Table 1 or 2, Class I, II or IV and shall be placed over the cleared area prior to the placing of rock.
 - Rock or reclaimed concrete shall meet one of the following IDOT coarse aggregate gradation, CA-1, CA-2, CA-3 or CA-4 and be placed according to construction specification 25 ROCKFILL using placement Method 1 and Class III compaction.
 - Any drainage facilities required because of washing shall be constructed according to manufacturers specifications.
 - If wash racks are used they shall be installed according to the manufacturer's specifications.

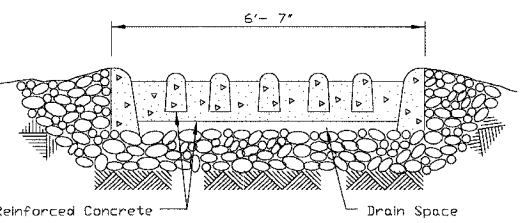
REFERENCE Project	DESIGNED	DATE	STANDARD DWG. NO. IL-630
CHECKED	DATE	DATE	SHEET 1 OF 2
APPROVED	DATE	DATE	DATE 8-18-94



STABILIZED CONSTRUCTION ENTRANCE PLAN

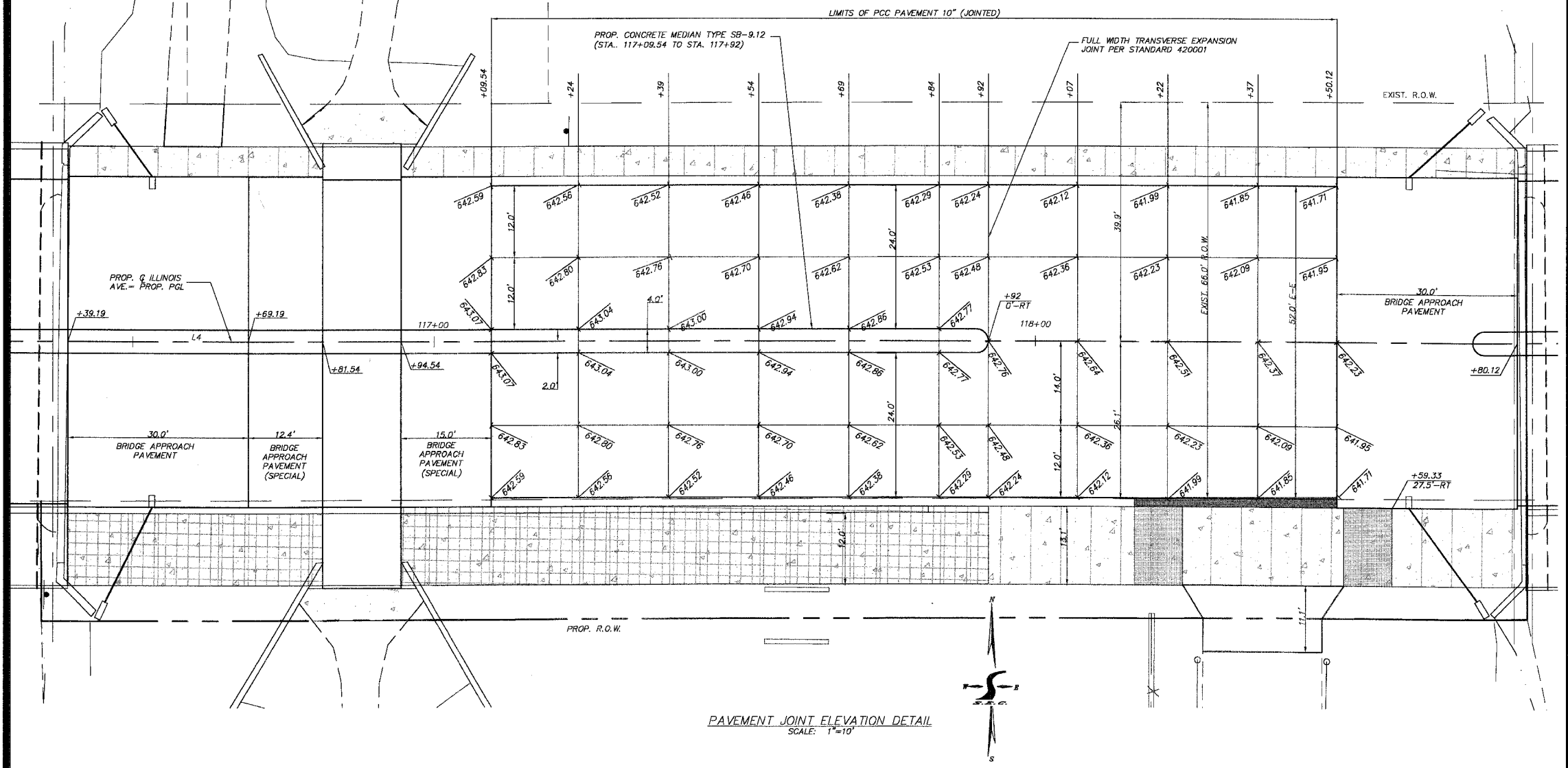


SECTION A-A

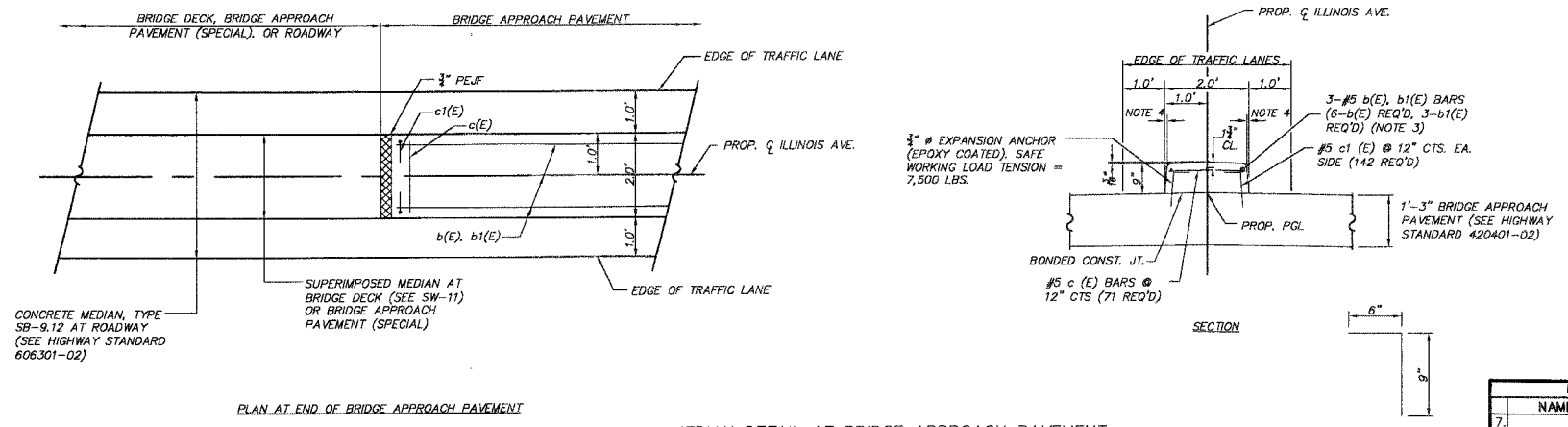


SECTION B-B

REFERENCE Project	DESIGNED	DATE	STANDARD DWG. NO. IL-630
CHECKED	DATE	DATE	SHEET 2 OF 2
APPROVED	DATE	DATE	DATE 8-18-94



PAVEMENT JOINT ELEVATION DETAIL
SCALE: 1"=10'



PLAN AT END OF BRIDGE APPROACH PAVEMENT

MEDIAN DETAIL AT BRIDGE APPROACH PAVEMENT

- NOTES
- WORK THIS DETAIL WITH HIGHWAY STANDARDS 420401-05 AND 606301-02.
 - THE COST OF THE EPOXY COATED EXPANSION ANCHORS, c(E) BARS, b(E) BARS, AND b1(E) BARS SHOWN ON THIS DETAIL SHALL BE INCLUDED IN THE COST OF "BRIDGE APPROACH PAVEMENT."
 - 3 - 28'-8" LONG #5 b(E) BARS REQUIRED IN MEDIAN AT BRIDGE APPROACH PAVEMENTS FROM STA. 113+06.72 TO STA. 113+36.72 AND STA. 116+39.19 TO STA. 116+69.19. 3 - 10'-8" LONG #5 b1(E) BARS REQUIRED IN MEDIAN AT BRIDGE APPROACH PAVEMENT FROM STA. 120+31.83 TO STA. 120+42.83. FIELD BEND b(E) AND b1(E) BARS AT NOSES OF MEDIANS TO MAINTAIN 1/2" CLEAR COVER. (SEE SECTIONS F-F AND G-G IN HIGHWAY STANDARD 606301-02)
 - VARIES FROM 1 1/2" AT THE ENDS OF BRIDGES AND ADJACENT TO BRIDGE APPROACH PAVEMENT (SPECIAL) (STATIONS 113+36.72, 116+36.19, 116+69.19, AND 120+31.83) TO 2" AT ROADWAY (STA. 113+06.72).

SMITH ENGINEERING CONSULTANTS, INC.
 CIVIL/STRUCTURAL ENGINEERS AND SURVEYORS
 4600 PRIDE PARKWAY, SUITE 201
 SCENERY, ILLINOIS 60050
 PH: 815-385-1778 FAX: 815-385-1781
 www.smithengineering.com E-MAIL: sec@smithengineering.com
 ■ HUNTER ■ HUNTER ■ HUNTER ■ HUNTER ■ HUNTER
 ILLINOIS PROFESSIONAL DESIGN FIRM # 184-000108

ILLINOIS DEPARTMENT OF TRANSPORTATION
 CITY OF AURORA
 ILLINOIS AVENUE OVER THE FOX RIVER
 STANDARD CONSTRUCTION DETAILS

REVISIONS	
NAME	DATE
7.	
6.	
5.	
4.	
3.	
2.	
1.	

SCALE: "NTS"
 DATE 07-28-2006
 DRAWN BY CFR
 CHECKED BY JLP

PLOT FILE STANDARD
 VIEW: CE-117
 COMP. FILE: C:\02\01-1025.dwg