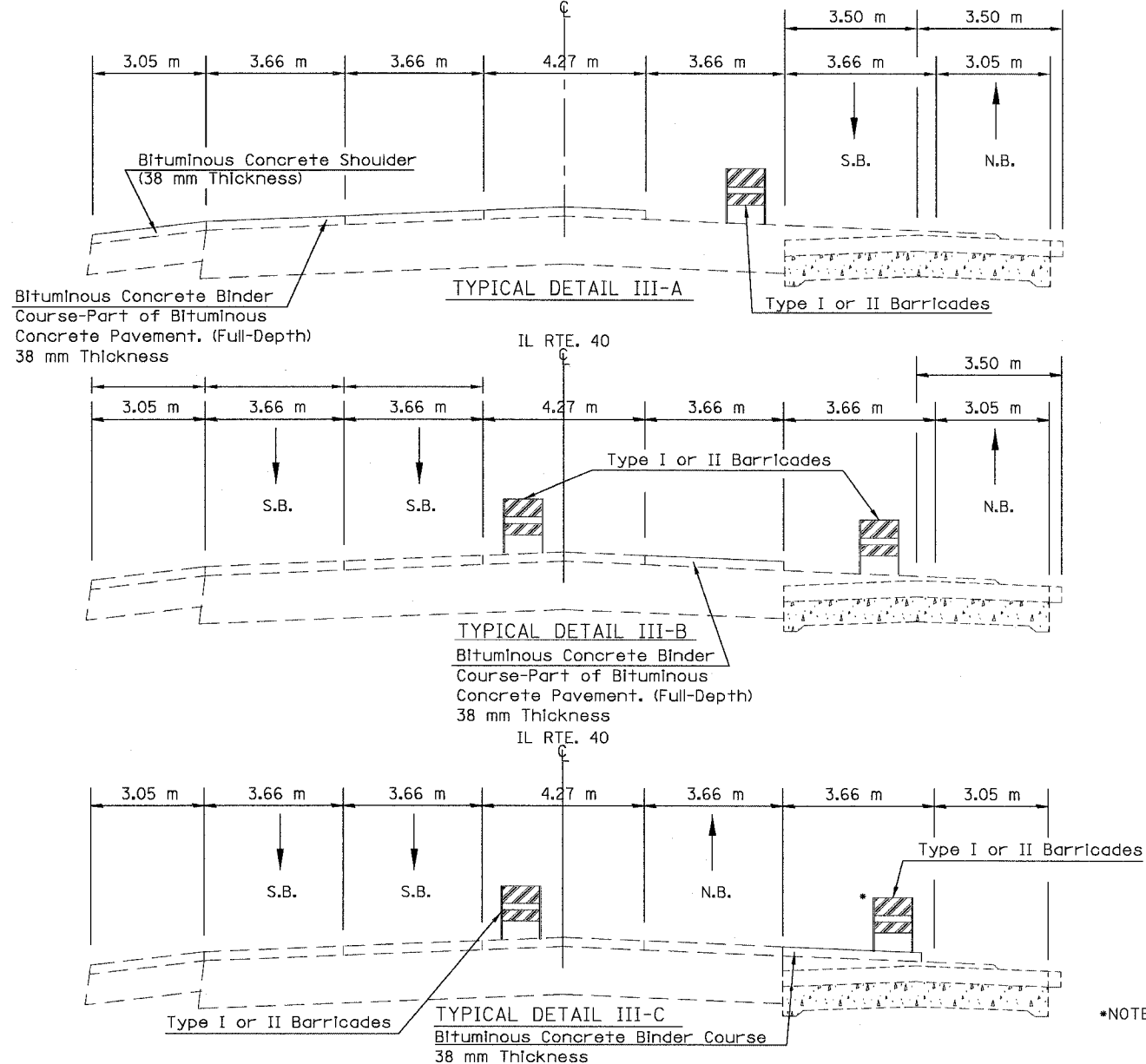


GENERAL CONSTRUCTION AND STAGING NOTES

- Place the strip reflective crack control on the longitudinal joint between the existing pavement and newly constructed bottom lifts of the full depth bituminous pavement and/or leveling binder.
- Place a 38mm lift of bituminous binder on the partially completed full depth bituminous pavement and a 38mm lift of bituminous shoulders on the bituminous shoulders constructed in Stage II. Place a 38mm lift of bituminous binder on the leveling binder placed in Stage I. Coldmill (as required) for the proposed shoulder adjacent to the eastbound lane and place a bituminous wedge on the shoulder Refer to the various typical sections.
- Construct temporary shoulders on the east side of the existing pavement. The shoulders shall be earth obtained from existing foreslopes and/or backslopes. The cost of this work will not be paid for separately, but shall be included in the various earthwork pay items.
- A suggested sequence of placing the 38mm lift of binder course on the pavement and the 38mm lift of bituminous shoulder material is shown by Typical Details III-A, III-B and III-C. The open traffic lanes and traffic control for each sequence of resurfacing is shown with the Detail.
- The bottom portion of the aggregate shoulders adjacent to the south-bound lanes may be placed during this stage if desired.
- After the resurfacing shown by Typical Details III-A, B & C is completed, the traffic shall remain as shown by Typical Detail III-C. The median shall be striped to provide left turn lanes for all sideroads. Refer to the temporary transition from four lane to two lane on the Plan and Profile Sheet.
- After north-bound traffic is moved to the ultimate inside lane, as shown on Typical Detail III-C, work on the east side of IL. Rte. 40 shall begin. See Stage IV.

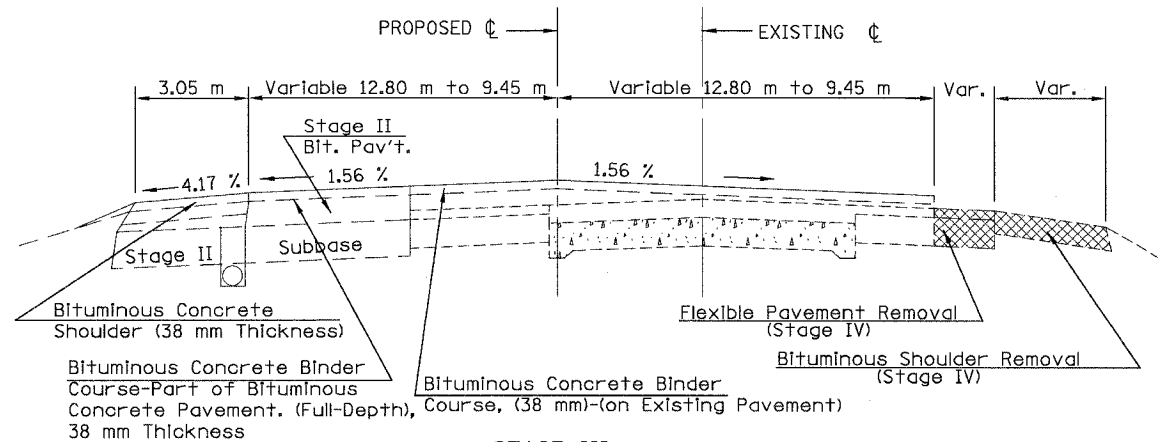
SUGGESTED SEQUENCE FOR PLACING THE BITUMINOUS BINDER COURSE IL RTE. 40



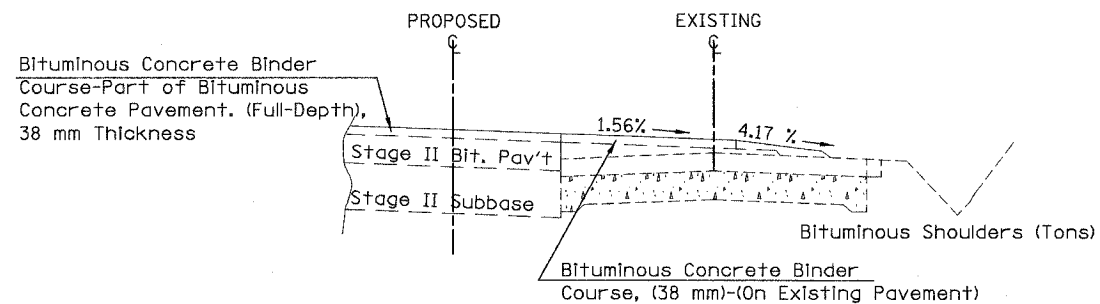
*NOTE: After the binder course has been placed and prior to starting Stage IV, Type I or II barricades shall be placed in accordance with the Standard Specifications and the applicable traffic control standards.

SUGGESTED CONSTRUCTION STAGING PLAN STAGE III

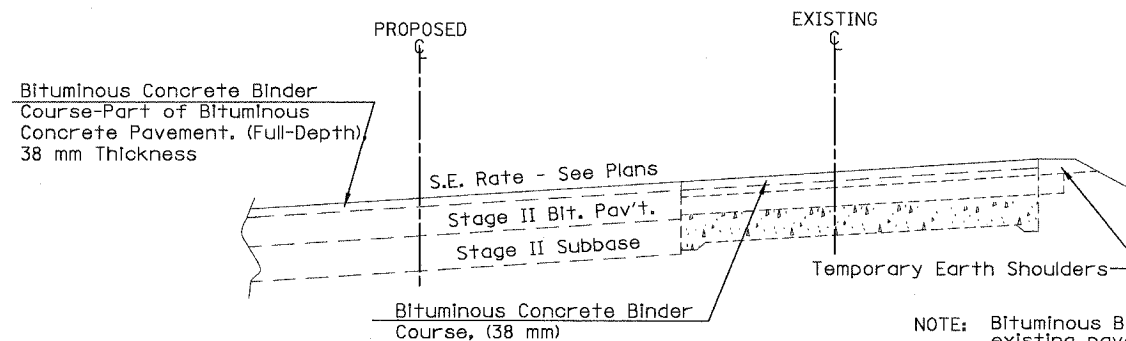
ROUTE NO.	SECTION	COUNTY	TOTAL SHEETS	SHEET NO.
F.A. 646	(Y) W-1, RS-3	PEORIA	142	47
F.A.P.				
FED ROAD DIST NO. 4	ILLINOIS PROJECT			



STAGE III
 Typical Section near Sta. 13+850



STAGE III
 Typical Section near Sta. 14+350



STAGE III
 Typical Section near Sta. 15+450

NOTE: Bituminous Binder Course on the existing pavement shall be placed at the S.E. rate shown in the plans and cross sections. Also refer to the typical sections.

S-6

ILLINOIS DEPARTMENT OF TRANSPORTATION

STAGE III CONSTRUCTION
 ILLINOIS ROUTE 40

SCALE: NONE
 DATE: 09/01/06

DRAWN BY: JDU
 CHECKED BY: ECM