

THE PAY ITEMS ASSOCIATED WITH THE SANITARY STORM SEWER INSTALLATION HAVE BEEN CONVERTED FROM ENGLISH TO METRIC IN ORDER TO PROVIDE UNITS WHICH ARE CONSISTENT WITH THE REMAINDER OF THE PLANS.

THE SANITARY SEWER PLANS WERE DEVELOPED INDEPENDENTLY FROM THE ROADWAY PLANS. THE PLANS FOR THE SANITARY STORM SEWER INSTALLATION ARE IN ENGLISH UNITS. THE BILL OF MATERIALS SHOWS THE PAY ITEMS IN BOTH ENGLISH AND METRIC UNITS. THE PAY ITEMS LISTED IN ENGLISH ARE FOR INFORMATION ONLY.




















### GENERAL NOTES

- ALL UTILITIES SHOWN ON THE PLANS ARE APPROXIMATE AND THE CONTRACTOR IS RESPONSIBLE FOR OBTAINING THE EXACT LOCATION AND DEPTH OF UTILITIES, INCLUDING ANY EXPLORATORY EXCAVATION THAT MAY BE NECESSARY. FOR UTILITY INFORMATION CALL J.U.L.I.E. 1-800-892-0123.
- CONTRACTOR SHALL COORDINATE WITH UTILITY COMPANY TO HAVE POLES STABILIZED DURING CONSTRUCTION AS NECESSARY. ALL UTILITY COMPANY COORDINATION AND ALL UTILITY RELOCATIONS SHALL BE INCIDENTAL TO THE CONTRACT.
- ALL SEWER CONSTRUCTION SHALL BE IN ACCORDANCE WITH THE "STANDARD SPECIFICATIONS FOR WATER & SEWER MAIN CONSTRUCTION IN ILLINOIS," CURRENT EDITION, AND THE GENERAL GUIDE SPECIFICATIONS OF THE GREATER PEORIA SANITARY DISTRICT UNLESS OTHERWISE DIRECTED BY THE ENGINEER. WHERE CONFLICTS ARISE, THE MORE STRINGENT SHALL GOVERN.
- ALL ROAD AND DRIVEWAY REPLACEMENT SHALL BE CONSTRUCTED IN ACCORDANCE WITH THE STATE OF ILLINOIS "STANDARD SPECIFICATIONS FOR ROAD & BRIDGE CONSTRUCTION", CURRENT EDITION, UNLESS OTHERWISE DIRECTED BY THE ENGINEER.
- ALL SEWER PIPE SHALL BE CONSTRUCTED TO LINE AND GRADE BY THE USE OF A LASER BEAM.
- THE SANITARY SEWER SHALL BE TESTED FOR DEFLECTION AND BY THE AIR EXFILTRATION METHOD, IN ACCORDANCE WITH THE STANDARD SPECIFICATIONS FOR WATER AND SEWER MAIN CONSTRUCTION, IN ILLINOIS, CURRENT EDITION. ALL MANHOLES SHALL BE SUBJECT TO LEAKAGE TEST FOR WATER TIGHTNESS IN ACCORDANCE WITH ASTM C969-94 "STANDARD PRACTICE FOR INFILTRATION AND EXFILTRATION ACCEPTANCE TESTING OF INSTALLED PRECAST CONCRETE PIPE SEWER LINES". ALLOWABLE LEAKAGE SHALL BE LESS THAN 1.8 GALLONS PER DAY PER VERTICAL FEET OF EACH MANHOLE.
- SANITARY SEWER PIPE MATERIAL SHALL BE P.V.C. SDR 26 IN ACCORDANCE WITH ASTM D3034 AND ELASTOMERIC SEALS IN ACCORDANCE WITH ASTM D3212 OR DUCTILE IRON PIPE IN ACCORDANCE WITH ASTM A746 WITH GRIPPER GASKETS WHERE SHOWN ON PLAN.
- LOCATION OF RIGHT-OF-WAY IS ONLY APPROXIMATE.
- WHEN EXCAVATING UNDER EXISTING UTILITIES, THE CONTRACTOR SHALL SUPPORT THE EXISTING UTILITY UNTIL BACKFILL AND COMPACTION ARE COMPLETE. BACKFILL AT THESE CROSSINGS SHALL CONSIST OF SELECTED GRANULAR MATERIALS TO ONE FOOT ABOVE THE UTILITY OR IF UNDER PAVEMENTS TO THE BASE OF THE PAVEMENT. THE LOCATION OF TELEPHONE & TELEVISION CABLE IS NOT SHOWN ON THE PLANS. CONTRACTOR SHALL BE RESPONSIBLE FOR DETERMINING THE LOCATION AND REPLACEMENT OF ANY CABLE DAMAGED DURING CONSTRUCTION. THESE COSTS SHALL BE INCIDENTAL TO THE CONTRACT.
- ALL FENCES, DRAINS, TILES, WATERMANS, DRAINAGE DITCHES OR OTHER STRUCTURES WHICH MAY BE SEVERED OR DAMAGED, REMOVED, OR INTERFERED WITH DURING CONSTRUCTION MUST BE REPLACED OR REPAIRED BY THE CONTRACTOR AT NO ADDITIONAL COST.
- ALL CLEARING AND GRUBBING AND TREE REMOVAL WITHIN R.O.W. OR EASEMENT LIMITS SHALL BE CONSIDERED INCIDENTAL TO THE CONTRACT. ANY TREES OR SHRUBS DAMAGED DURING CONSTRUCTION OUTSIDE OF THE R.O.W. OR EASEMENT SHALL BE RESTORED TO THEIR ORIGINAL CONDITION AT THE CONTRACTOR'S EXPENSE.
- ACCESS TO LOCAL RESIDENCES SHALL BE MAINTAINED DURING CONSTRUCTION. ANY TEMPORARY SURFACES NECESSARY FOR EMERGENCY ACCESS OR REASONABLY NORMAL ACCESS DURING NON-WORKING HOURS SHALL BE CONSIDERED INCIDENTAL.
- PRIVATE DRIVEWAYS SHALL NOT BE COMPLETELY CLOSED WITHOUT PRIOR NOTIFICATION OF DRIVEWAY OWNER.
- THE CONTRACTOR SHALL BE RESPONSIBLE TO MAINTAIN DRAINAGE IN THE AREA DURING CONSTRUCTION. ALL DRAINAGE DITCHES SHALL BE OPEN AT THE END OF EACH DAYS WORK.
- PUMPING GROUND WATER AND/OR STORM WATER FROM OPEN TRENCHES IS CONSIDERED INCIDENTAL TO CONSTRUCTION. COST OF ALL PUMPING MUST BE INCLUDED WITH THE COST OF THE PIPE.
- THE CONTRACTOR SHALL DISPOSE OF ALL EXCESS EXCAVATION IN ACCORDANCE WITH ALL LOCAL, STATE AND FEDERAL REGULATIONS.
- THE CONTRACTOR SHALL KEEP THE AREA OF CONSTRUCTION FREE OF DEBRIS AND OBJECTIONABLE MATERIALS DURING CONSTRUCTION.
- ALL AREAS DISTURBED DURING CONSTRUCTION, AND NOT PAVED, SHALL BE SEEDED IN ACCORDANCE WITH THE SPECIFICATIONS. ALL EROSION CONTROL SHALL BE IN ACCORDANCE WITH THE STANDARD SPECIFICATIONS FOR SOIL EROSION AND SEDIMENT CONTROL (EPA/WPC87-012) OR CURRENT EDITION.
- THE CONTRACTOR SHALL MARK ALL NEW SANITARY SEWER SERVICES WITH A 2x4 PLACED AT END OF THE SERVICE AND CUT 1 FOOT BELOW FINISHED GRADE.
- PAYMENT FOR GRAVEL SURFACE REPLACEMENT, PAVEMENT REPLACEMENT AND SELECTED GRANULAR BACKFILL WILL BE BASED ON TABLE 1 (STD. DWG. NO. 2) OF THE STANDARD SPECIFICATIONS FOR WATER AND SEWER MAIN CONSTRUCTION. ANY REPLACEMENT OR BACKFILL IN EXCESS OF THE QUANTITY DETERMINED BY TABLE 1 SHALL BE CONSIDERED INCIDENTAL.
- ALL TRAFFIC CONTROL SHALL BE IN ACCORDANCE WITH THE ILLINOIS MANUAL ON UNIFORM TRAFFIC CONTROL DEVICES.
- SERVICE LOCATIONS ARE SHOWN FOR QUANTITY PURPOSES. CONTRACTOR SHALL BE RESPONSIBLE TO COORDINATE WITH PROPERTY OWNERS FOR THE EXACT LOCATION OF SERVICES AT THE TIME OF CONSTRUCTION.

### BILL OF MATERIALS

ENGLISH PAY ITEMS	UNITS	TOTAL	METRIC PAY ITEMS	UNITS	TOTAL
8" SDR-26 PVC SAN SEWER, LESS THAN 6' DEPTH	FT	133	SANITARY SEWER, PVC SDR 26, 200MM, LESS THAN 1.8M DEPTH	METER	41
8" SDR-26 PVC SAN SEWER, 6'-8' DEPTH	FT	155	SANITARY SEWER, PVC SDR 26, 200MM, 1.8M TO 2.4M DEPTH	METER	48
8" SDR-26 PVC SAN SEWER, 8'-10' DEPTH	FT	49	SANITARY SEWER, PVC SDR 26, 200MM, 2.4M TO 3.0M DEPTH	METER	15
8" SDR-26 PVC SAN SEWER, 10'-12' DEPTH	FT	22	SANITARY SEWER, PVC SDR 26, 200MM, 3.0M TO 3.6M DEPTH	METER	7
8" SDR-26 PVC SAN SEWER, 12'-15' DEPTH	FT	188	SANITARY SEWER, PVC SDR 26, 200MM, 3.6M TO 4.5M DEPTH	METER	58
8" SDR-26 PVC SAN SEWER, OVER 15' DEPTH	FT	89	SANITARY SEWER, PVC SDR 26, 200MM, GREATER THEN 4.5M DEPTH	METER	28
8" DUCTILE IRON SAN. SEWER, LESS THAN 6' DEPTH	FT	24	SANITARY SEWER, DUCTILE IRON, 200MM, LESS THAN 1.8M DEPTH	METER	8
8" DUCTILE IRON SAN. SEWER, 6'-8' DEPTH	FT	69	SANITARY SEWER, DUCTILE IRON, 200MM, 1.8M TO 2.4M DEPTH	METER	21
8" DUCTILE IRON SAN. SEWER, 12'-15' DEPTH	FT	18	SANITARY SEWER, DUCTILE IRON, 200MM, 3.6M TO 4.5M DEPTH	METER	6
MANHOLE TY A, 4' DIA. WFR & LID	EA	6	MANHOLE TYA, 1.2M DIA., W FR & LID	EACH	6
DROP MANHOLE CONNECTION	EA	1	DROP MANHOLE CONNECTION	EACH	1
ADDITIONAL DEPTH OF MANHOLES	VF	12.0	ADDITIONAL DEPTH OF MANHOLES	METER	4
SERVICE LATERALS, 6"	FT	267	SERVICE LATERALS, 150MM	METER	82
SERVICE LATERAL DIRECTIONAL BORE	FT	60	SERVICE LATERAL DIRECTIONAL BORE	METER	19
8"x8"x6" SERVICE TEE	EA	3	SERVICE TEE, 200MM X 200MM X 150MM	EACH	3
24" STEEL CASING PIPE AUGERED AND JACKED	FT	70	STEEL CASING PIPE AUGERED AND JACKED, 600MM	METER	22
6" CAP	EA	2	CAP, 150MM	EACH	2
6" SEWER CLEANOUT	EA	2	SEWER CLEANOUT, 150MM	EACH	2
SAMPLING ACCESS STRUCTURE	EA	1	SAMPLING ACCESS STRUCTURE	EACH	1
BITUMINOUS PAVEMENT REPLACEMENT (SERVICES)	SY	25	BITUMINOUS REPLACEMENT (SERVICES)	SQ M	21
AGGREGATE SURFACE REPLACEMENT (SERVICES)	SY	17	AGGREGATE REPLACEMENT (SERVICES)	SQ M	15
BEDDING AND HAUNCHING	CY	69	BEDDING AND HAUNCHING	CU M	53
BEDDING AND HAUNCHING (SERVICES)	CY	19	BEDDING AND HAUNCHING (SERVICES)	CU M	15
INITIAL BACKFILL	CY	123	INITIAL BACKFILL	CU M	94
INITIAL BACKFILL (SERVICES)	CY	45	INITIAL BACKFILL (SERVICES)	CU M	35
SELECT GRANULAR BACKFILL (SERVICES)	CY	46	SELECT GRANULAR BACKFILL (SERVICES)	CU M	36
DEFLECTION TESTING	FT	649	DEFLECTION TESTING	METER	198
AIR TESTING	EA	4	AIR TESTING	EACH	4

### LEGEND

 EXISTING MANHOLE	 12" EVERGREEN TREE WITH DIAMETER SHOWN	 EXISTING VALVE BOX
 EXISTING POWER POLE	 BUSHES	 EXISTING STORM SEWER
 EXISTING TELEPHONE POLE	 HEDGE	 EXISTING SANITARY SEWER
 EXISTING MAIL BOX	 EXISTING CURB	 PROPOSED SANITARY SEWER
 EXISTING POWER POLE w/GUY WIRE	 EXISTING WATER MAIN	 PROPOSED MANHOLE
 EXISTING FIRE HYDRANT	 EXISTING GAS MAIN	
 12" TREE WITH DIAMETER SHOWN	 EXISTING PIPE CULVERT	

REVISIONS		
NO.	ITEM	DATE
1	REVISED AS PER GPSD & IDOT	3/6/06
2	REVISED QUANTITIES	4/1/06
3	REVISED TO ADD METRIC PAY ITEMS & NOTE	5/19/06

PLOTTING SCALE: 1" = 30'
DRAWN BY: JAH
CHECKED BY: JAR
DATE: JANUARY 2006

**McCLURE ENGINEERING ASSOCIATES, INC.**  
 714 East Jackson Street  
 (309) 833-4554  
 Maccorb, Illinois 61455  
 FAX (309) 837-4099  
 Design Firm License #184-00056 Copyright 2006 by McClure Engineering Associates, Inc.

**ALTA ROAD SANITARY SEWER EXTENSION**  
 LEGEND, GENERAL NOTES, SUMMARY OF QUANTITIES  
 PEORIA, ILLINOIS  
 FILE NAME: I:\PEORIA-2006\DR-GENERAL NOTES.DWG FIELD BOOK No: 2679-A JOB NUMBER: 03-23-05-114