

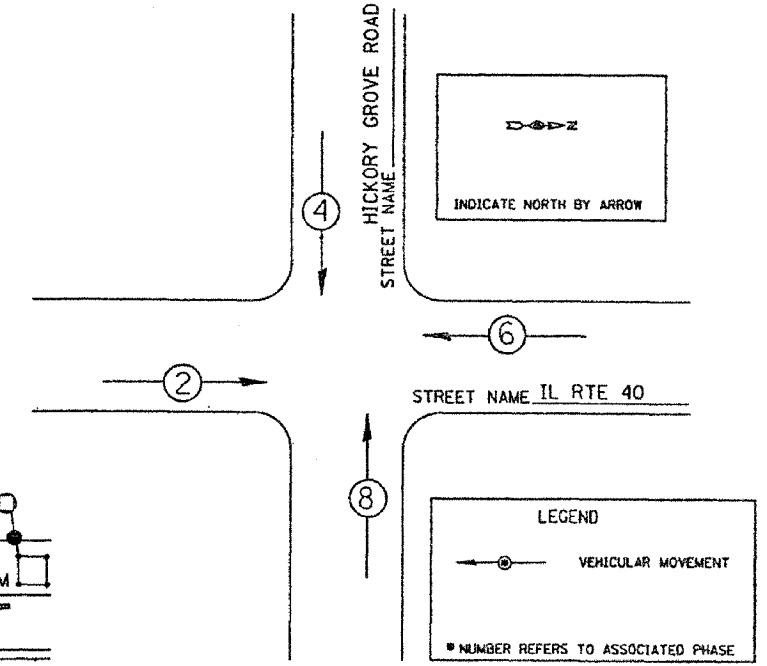
DESCRIPTION	UNIT	TOTAL
INSTALL TRAFFIC SIGNAL HEAD	L SUM	1.0
INSTALL TRAFFIC SIGNAL CONTROLLER AND CABINET	EACH	1.0
INSTALL WOOD POST 102MM X 102MM 4.87 M	EACH	2.0
CONCRETE HANDHOLE	EACH	4.0
GULFBOX JUNCTION	EACH	2.0
INDUCTIVE LOOP DETECTOR	EACH	5.0
SERVICE INSTALLATION TYPE B	EACH	1.0
CONDUIT IN TRENCH, 50MM DIA., PVC	METER	328.0
CONDUIT IN TRENCH, 65MM DIA., PVC	METER	6.0
CONDUIT IN TRENCH, 90MM DIA., PVC	METER	34.0
CONDUIT PUSHED, 50MM DIA., PVC	METER	42.0
CONDUIT ATTACHED TO STRUCTURE, 50MM DIA., PVC	METER	5.0
ELECTRIC CABLE IN CONDUIT, SIGNAL NO. 14 5C	METER	241.0
ELECTRIC CABLE IN CONDUIT, LEAD-IN, NO. 18 3 PAIR	METER	340.0
ELECTRIC CABLE IN CONDUIT, SERVICE, NO. 6 2C	METER	74.0
STEEL MAST ARM ASSEMBLY AND POLE, 10.97 METER (SPECIAL)	EACH	2.0
CONCRETE FOUNDATION, TYPE D	METER	1.0
CONCRETE FOUNDATION, TYPE E, 750MM DIAMETER	METER	7.0
DETECTOR LOOP, TYPE 1	METER	176.0
TRENCH AND BACKFILL FOR ELECTRIC WORK	METER	364.0

F.A.P. RTE.	SECTION	COUNTY	TOTAL SHEETS	SHEET NO.
646	1251-3, TS	PEORIA	13	13

F.A. RTE.	SECTION	COUNTY	TOTAL SHEETS	SHEET NO.
646	(Y)W-1, RS-2	PEORIA	142	98E

NAME OF INTERSECTION IL RTE. 40 AND HICKORY GROVE ROAD  
 CONTROLLER SPECIFIED INSTALL TS CONT & CAB

REFERRING TO STANDARD 85001, THE VEHICULAR AND PEDESTRIAN PHASES USED ARE DESIGNATED BELOW:

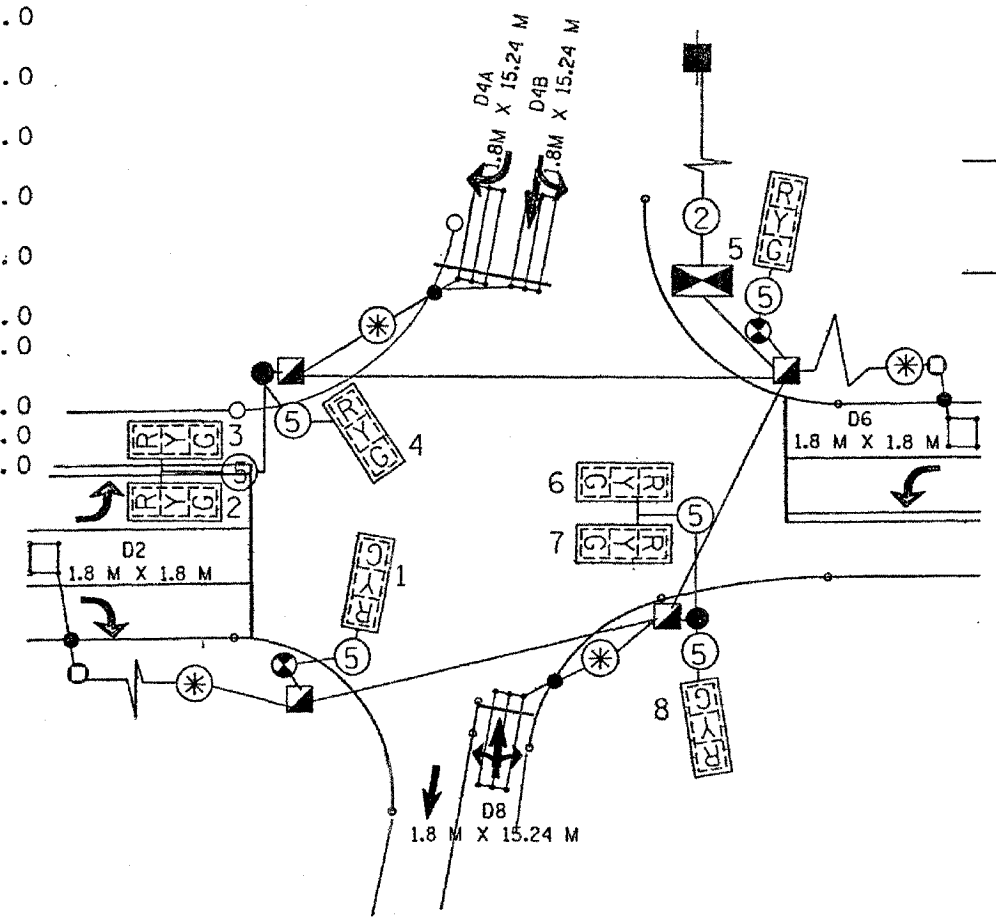


PHASE DESIGNATION DIAGRAM

DETECTOR ASSIGNMENT SCHEDULE

LOOP	PHASE	NO. CHANNELS REQUIRED
D2	2	1
D4	4	2
D6	6	1
D8	8	1
TOTAL		5

- TRAFFIC SIGNALS LEGEND**
- SIGNAL HEAD W/BACKPLATE
  - \* 3 PAIR NO. 18 TW/SH CABLE
  - ⑤ 5/C NO 14
  - ⊗ WOOD POST 102MM X 102MM, 4.87 M
  - 1.8 M X 1.8 M DETECTOR LOOP
  - ▭ 1.8 M X 15.24 M QUADRAPOLE DETECTOR LOOP
  - ② 2/C NO. 6
  - SERVICE INSTALLATION
  - GULFBOX JUNCTION
  - ▭ CONTROLLER (SIGNAL)

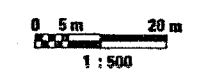


**SCHEDULE OF SIGNAL HEAD QUANTITIES**

TOTAL QUANTITY	UNIT	ITEM	LOCATION
8.0	EACH	INSTALL TS HEAD	*1, 2, 3, 4, 5, 6, 7, 8

**CABLE NOTES**

1.) ALL TRAFFIC SIGNAL SECTIONS SHALL BE 305MM.  
 ALL PROPOSED SIGNAL SECTIONS SHALL HAVE GLASS LENSES.



ILLINOIS DEPARTMENT OF TRANSPORTATION  
 PROPOSED TRAFFIC SIGNALS  
 CABLE DIAGRAM  
 IL 40 @  
 HICKORY GROVE ROAD  
 DRAWN BY CADD  
 DATE 06/29/99 CHECKED BY JP