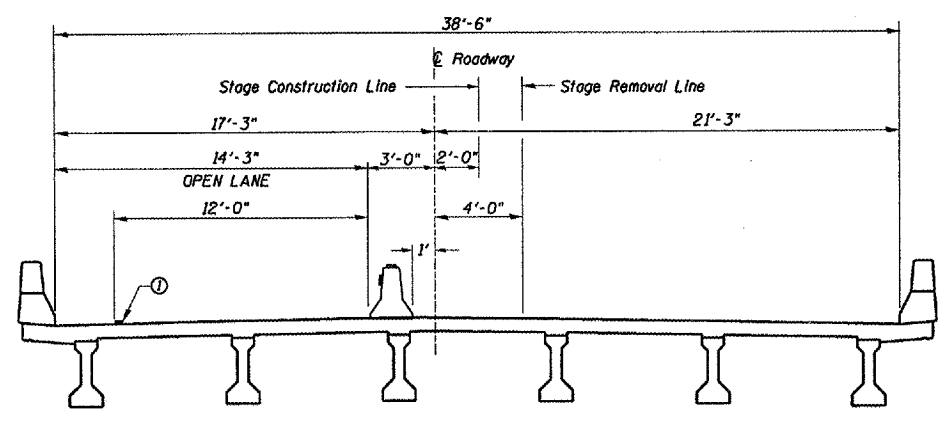


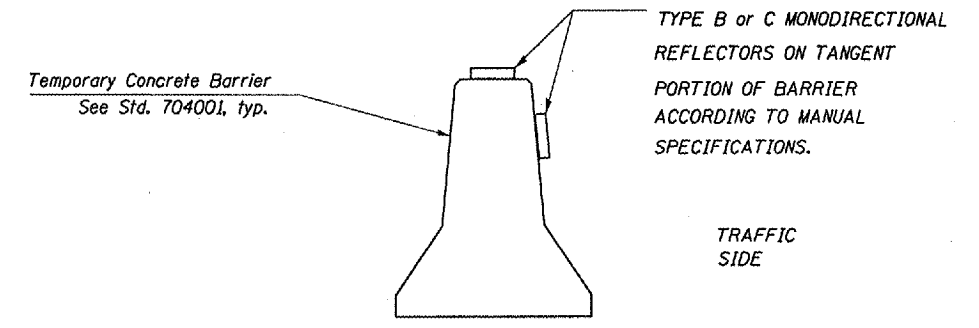
F.A.I. RTE.	SECTION	COUNTY	TOTAL SHEETS	SHEET NO.
412	(50-8VB)I	LASALLE	31	29
FED. ROAD DIST. NO. - ILLINOIS				



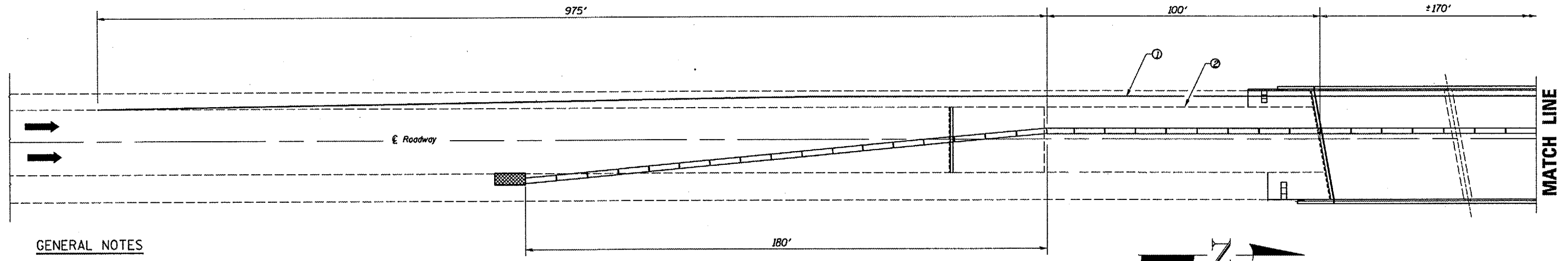
**CROSS SECTION**  
LOOKING IN DIRECTION OF TRAFFIC

**SYMBOLS**

- Arrow board
- Work area
- Temporary concrete barrier
- Impact attenuator
- Temporary Sheet Piling



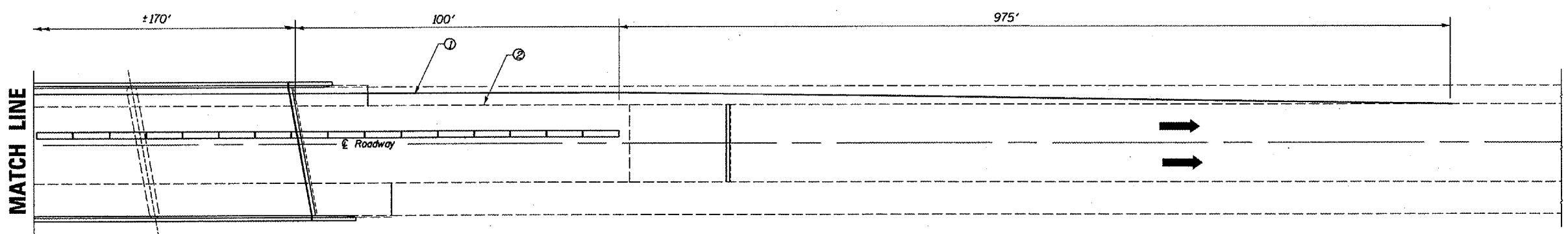
**TEMPORARY CONCRETE BARRIER**



**PLAN VIEW**  
NORTHBOUND LANE SHOWN  
SOUTHBOUND LANE SIMILAR

**GENERAL NOTES**

- This Detail is used where at any time any vehicle, equipment, workers or their activities will encroach on the lane adjacent to the shoulder, or on the shoulder within 24" of the edge of pavement.
- This Detail must always be used in combination with Standard 701402 (Special)
- Monodirection reflectors as shown on the temporary concrete barrier shall not be paid for separately but shall be included with the cost of the temporary concrete barrier
- ① Reflectorized temporary pavement marking tape shall be placed throughout the work area as shown. The edge line shall be white for right lane closure and yellow for left lane closures.
- ② Pavement Marking Removal



**PLAN VIEW**  
NORTHBOUND LANE SHOWN  
SOUTHBOUND LANE SIMILAR

WORK THIS DETAIL WITH TRAFFIC CONTROL AND PROTECTION STANDARD 701402 (SPECIAL)

REVISIONS	
NAME	DATE

ILLINOIS DEPARTMENT OF TRANSPORTATION  
**STAGING & TRAFFIC CONTROL**  
**STAGE II**  
F.A.I. 412 OVER BNSF RAILROAD  
SECTION (50-8VB)I  
LASALLE COUNTY  
STA. 758+10  
DATE 06/01/2005  
DRAWN BY RLW

JULY 1, 2005  
C:\PROJECTS\CM1\IN06\CM318\DETAILS.DGN