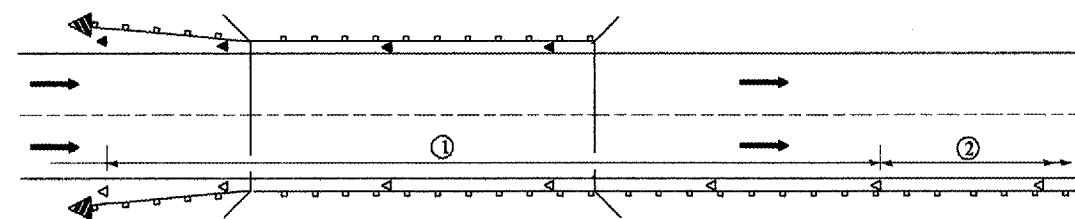


F.A.P. RTE.	SECTION	COUNTY	TOTAL SHEETS	SHEET NO.
687	*	McDonough / Fulton	58	56
STA.		TO STA.		
FED. ROAD DIST. NO.	ILLINOIS	FED. AID PROJECT		

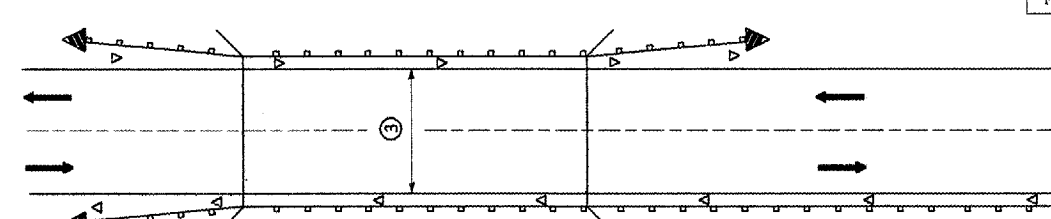
\* D4 CULV EXT/ REPAIR 2006



① Spacing 24 m (80 ft.) max. for first 122 m (400 ft.) or curve spacing shown in Standard 635001, whichever is less (min. 4 reflectors regardless of length).

② After 122 m (400 ft.), transition to normal delineator spacing shown in Standard 635001, and continue as required.

**ONE-WAY TRAFFIC**



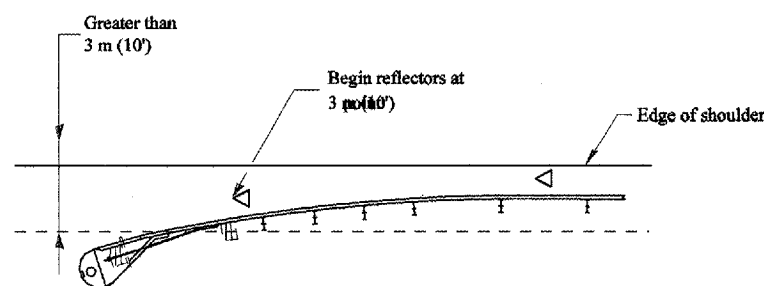
③ Bidirectional silver/amber should be used in lieu of monodirectional silver on both sides of two-lane bridges where the bridge pavement is less than 610 (24) wider than the pavement approaching the bridge.

**TWO-WAY TRAFFIC**

**GUARDRAIL / BARRIER WALL / BRIDGE RAIL REFLECTORS**

**LEGEND**

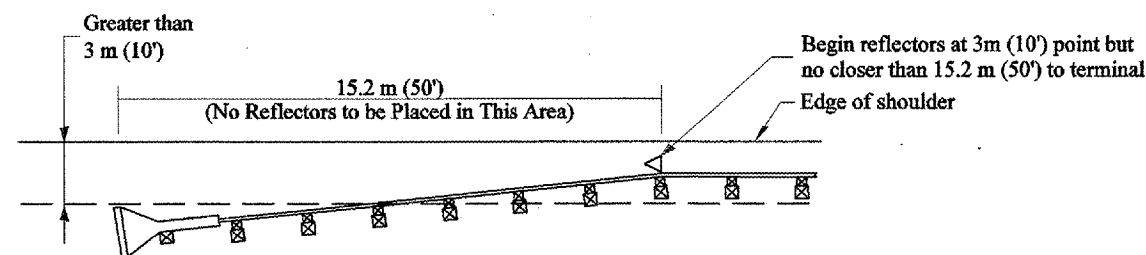
- ◁ Monodirectional silver
- ◄ Monodirectional amber
- ▴ Terminal Marker - Black/Yellow  
Left or Right as appropriate



NOTE: Omit terminal marker when terminal over 3 m (10') from edge of paved shoulder or break point of unpaved shoulder, or when terminal buried in backslope.

Traffic Barrier Terminal Type(\*) and/or Turned-Down Terminal

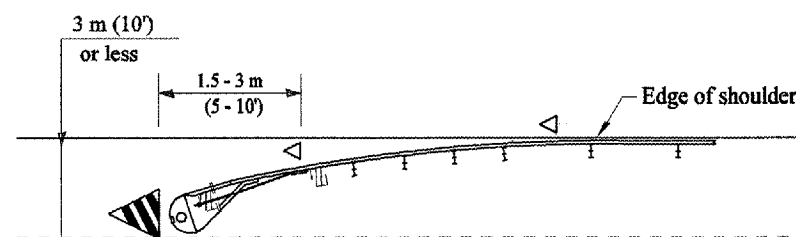
[Terminal over 3 m (10') from edge of shoulder]  
\*See Plans for Type



NOTE: Omit terminal marker when terminal over 3m (10') from edge of paved shoulder or break point of unpaved shoulder.

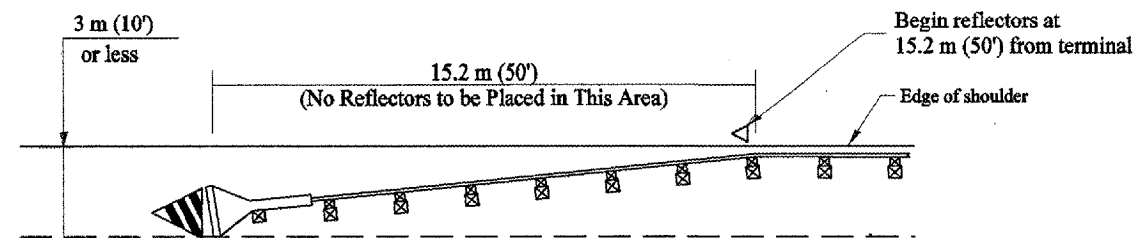
Traffic Barrier Terminal Type 1 (Special)

[Terminal over 3 m (10') from edge of shoulder]



Traffic Barrier Terminal Type(\*) and/or Turned-Down Terminal

[Terminal over 3 m (10') or less from edge of shoulder]  
\*See Plans for Type



Traffic Barrier Terminal Type 1 (Special)

[Terminal 3 m (10') or less from edge of shoulder]

All dimensions are in millimeters (inches) unless otherwise noted.

ILLINOIS DEPARTMENT OF TRANSPORTATION  
DISTRICT CADD STANDARD

**GUARDRAIL AND BARRIER WALL DELINEATION**

CADD STD. NO. 635101-D4 SHEET 1 OF 3  
DRAWN BY CADD  
SCALE: NOT DRAWN TO SCALE  
CHECKED BY

DATE	REVISIONS	BY
1-1-97	RENUM. E-10.02, NEW REVISION BOX	T.P.
3-1-97	CORRECT STD. SPEC. #	J.A.

**TERMINAL MARKER PLACEMENT**

**DESIGNER NOTE:**  
 1. INCLUDE APPROPRIATE SPECIAL PROVISIONS FOR "GUARD RAIL DELINEATION POLICY: 1. TERMINAL MARKER, 2. TERMINAL MARK POST, AND 3. GUARDRAIL AND BARRIER WALL MARKERS."  
 FROM INTERIM SPECIAL PROVISIONS 94-74; "GUARDRAIL AND BARRIER WALL DELINEATION."  
 2. IF POST MOUNT TERMINAL MARKER IS USED, INCLUDE STATE STD. 720011.

\$\$\$DATESS