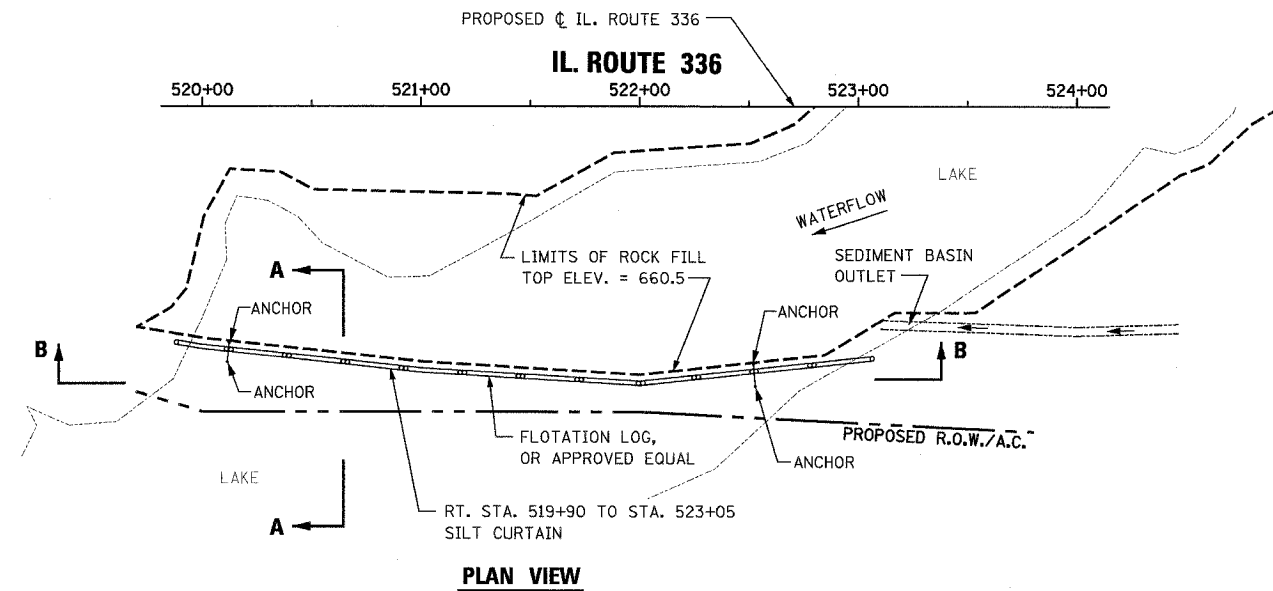


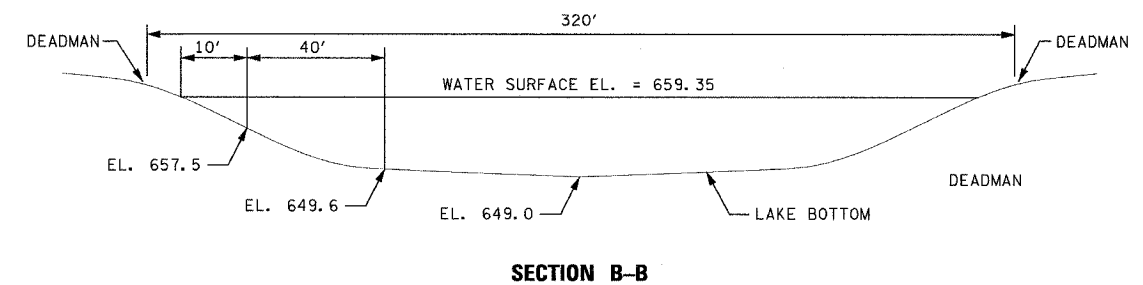
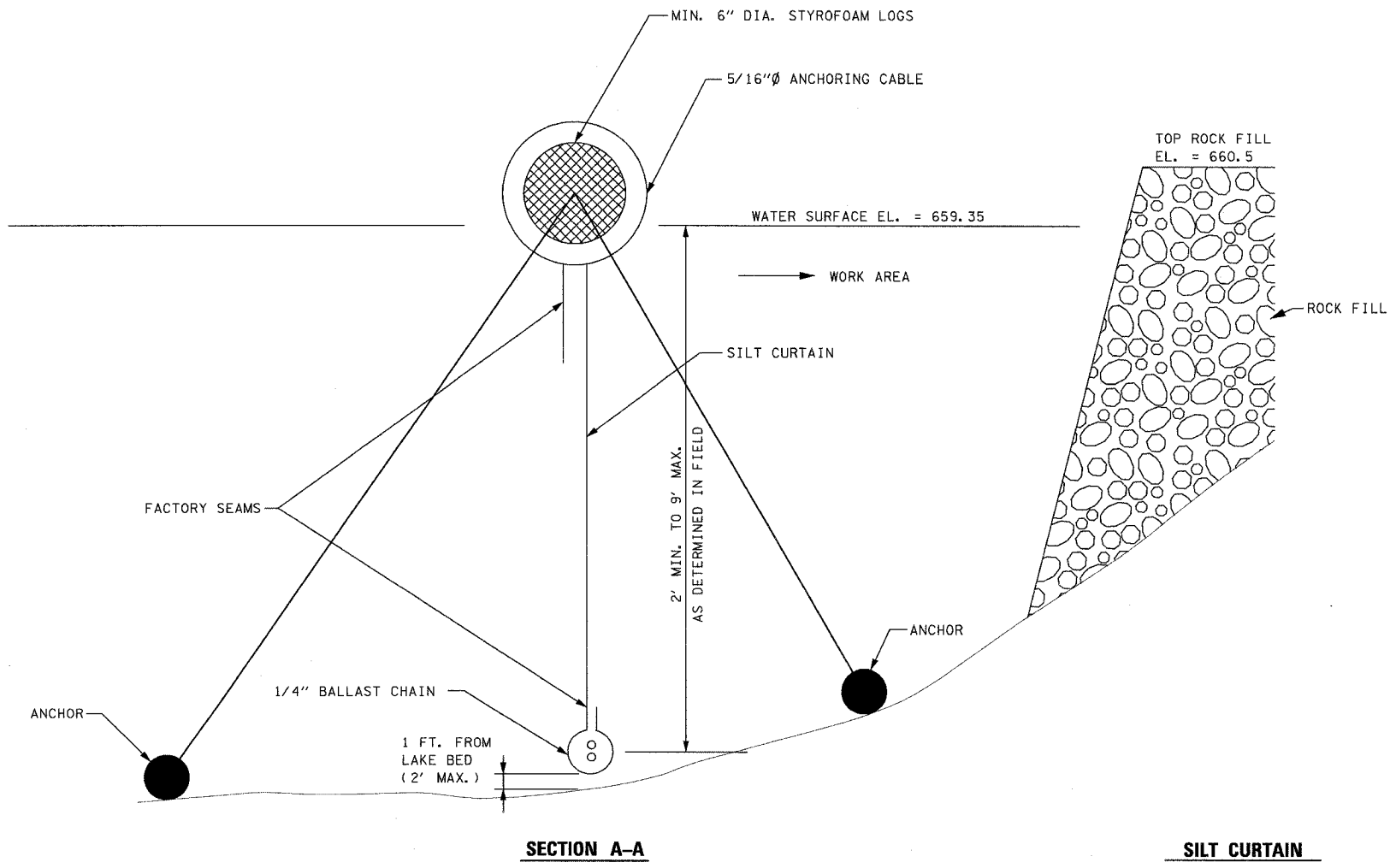
68452

F.A.P. RTE.	SECTION	COUNTY	TOTAL SHEETS	SHEET NO.
315	(55-2)A	MCDONOUGH	55	26
STA.	TO STA.			
FED. ROAD DIST. NO. 4 ILLINOIS FED. AID PROJECT				



GENERAL NOTES

1. THE FLOTATION BOOM SHALL BE INSTALLED IN SUCH A MANNER AS TO PREVENT DRIFT SHOREWARD OR DOWNSTREAM. THE FLOTATION LOG SHALL BE ATTACHED TO THE FABRIC IN BOTH THE HORIZONTAL AND VERTICAL DIRECTIONS.
2. CONNECTORS SHALL JOIN THE MAIN LOAD LINE AND BALLAST CHAIN TO CARRY TENSILE PRESSURE. THE FABRIC SHALL BE JOINED FOR ITS ENTIRE LENGTH.
3. THE ENDS OF THE SILT CURTAIN SHALL BE SECURELY EMBEDDED INTO THE SHORELINE TO FULLY ENCLOSE THE AREA WHERE SEDIMENT MAY ENTER THE WATER BY USE OF A POST AND DEAD MAN OR OTHER METHOD APPROVED BY THE ENGINEER.
4. BOTTOM ANCHORS SHALL BE USED TO HOLD THE SILT CURTAIN IN PLACE. ANCHORS SHALL DIG INTO THE BOTTOM OR BE OF SUFFICIENT WEIGHT TO HOLD THE CURTAIN IN PLACE. ANCHORS ARE TO BE ATTACHED BY A LINE TO THE FLOTATION DEVICE. MANUFACTURERS RECOMMENDATIONS SHALL BE FOLLOWED FOR THE NUMBER AND SPACING OF THE ANCHORS. IF NO SPACING RECOMMENDATION IS GIVEN AN ANCHOR SHALL BE PLACED AT 50 FOOT INTERVALS.
5. THE SILT CURTAIN SHALL BE CONSTRUCTED FROM HEAVY WOVEN FABRIC TO ALLOW WATER TO PASS THROUGH THE BARRIER YET CONTAIN THE SEDIMENT, MEETING THE REQUIREMENTS OF ART. 1080.02 FOR SILT FILTER FENCE AND THE FOLLOWING:
 - a. ALL SEAMS OF EACH SECTION SHALL BE HEAT SEALED OR SEWN
 - b. SECTIONS OF CURTAIN SHALL BE SECURELY CONNECTED TO EACH OTHER IN SUCH A MANNER AS TO CONTAIN THE SEDIMENT. CONNECTIONS SHOULD FOLLOW MANUFACTURERS RECOMMENDATION AS APPROVED BY THE ENGINEER.
 - c. FLOTATION - 6" MIN. DIAMETER SOLID EXPANDED POLYSTYRENE LOG TYPE OR APPROVED EQUAL, CONTAINED IN INDIVIDUAL COLLARS OR SLEEVES. POLYSTYRENE BEADS OR CHIPS WILL NOT BE ALLOWED. BUOYANCY PROVIDED BY THE FLOTATION UNITS SHALL BE ADEQUATE TO SUPPORT THE CURTAIN AND MAINTAIN A FREEBOARD OF 3 INCHES ABOVE THE WATER SURFACE.
 - d. TOP LOAD LINE - 5/16" CABLE.
 - e. BOTTOM LOAD LINE - MINIMUM OF 1/4 INCH CHAIN, OR AS RECOMMENDED BY THE MANUFACTURER TO ACT AS A BALLAST TO HOLD THE CURTAIN IN A VERTICAL POSITION.
6. SILT CURTAIN LENGTH AND HEIGHT SHOULD BE VERIFIED TO FIT EXISTING FIELD CONDITIONS.



SILT CURTAIN
RT. STA. 519 + 50 TO STA. 523 + 05
NOT TO SCALE

REVISIONS	
NAME	DATE

ILLINOIS DEPARTMENT OF TRANSPORTATION
SILT CURTAIN DETAILS
RT. STA. 519 + 50 TO STA. 523 + 05
IL. ROUTE 336
DRAWN BY MGM
CHECKED BY DMC
DATE 8/22/2004

DATE: 8/22/2004 11:45:45 AM