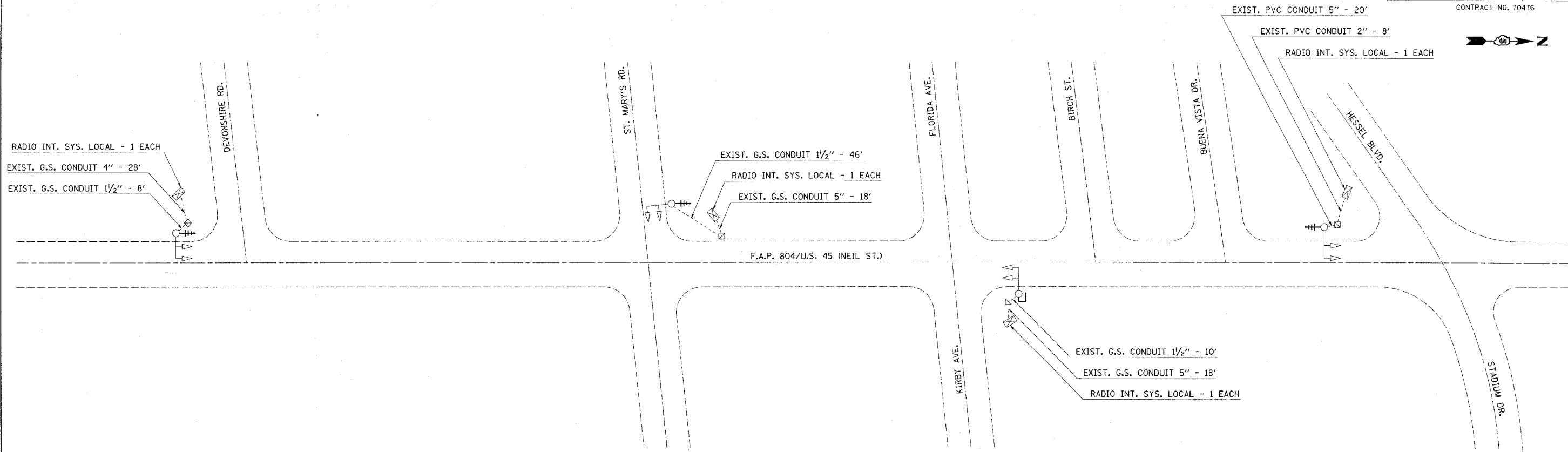


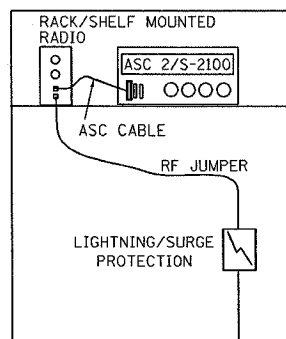
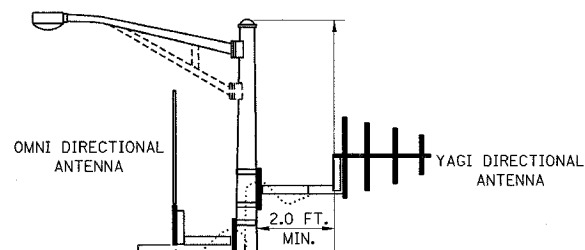
F.A.P. RTE.	SECTION	COUNTY	TOTAL SHEETS	SHEET NO.
804	25R,TS	CHAMPAIGN	19	16A

CONTRACT NO. 70476



**RADIO INTERCONNECT
ANTENNA MOUNTING DETAILS**

EQUIPMENT REQUIRED AT EACH INTERSECTION
RACK OR SHELF MOUNTED RADIO
RF JUMPER
RF CABLE (LENGTH VARIES)
LIGHTNING PROTECTION
CONTROLLER CABLE
ANTENNA (OMNI OR YAGI)



NOTE:
THE ANTENNA CABLE LENGTH SHOULD NOT EXCEED A MAXIMUM DISTANCE OF 100' FROM THE ANTENNA TO THE CONTROLLER CABINET.

TYPICAL MAST ARM MOUNTING DETAIL

NOT TO SCALE

NOTE:
RADIO ANTENNA TO BE MOUNTED ON MAST ARM STRAIN POLE (SEE ANTENNA DETAILS).

LEGEND

- ☒ EXISTING CONTROLLER AND CABINET
- ⤴ EXISTING SIGNAL HEAD AND POST
- ⤴ EXISTING MAST ARM ASSEMBLY, SIGNAL HEAD
- ☐ EXISTING HANDHOLE
- ☐ EXISTING SERVICE INSTALLATION POLE
- EXISTING CONDUIT
- ⊕ PROPOSED RADIO INTERCONNECT ANTENNA - YAGI DIRECTIONAL
- J PROPOSED RADIO INTERCONNECT ANTENNA - OMNI DIRECTIONAL

SHEET ADDED 11/1/05 / ADDENDUM