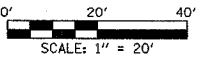


F.A.U. RTE.	SECTION	COUNTY	TOTAL SHEETS	SHEET NO.
6371	93-00295-02-PV	MCLEAN	117	49
STA. 229+00.00		TO STA. 241+00.00		
		ILLINOIS		

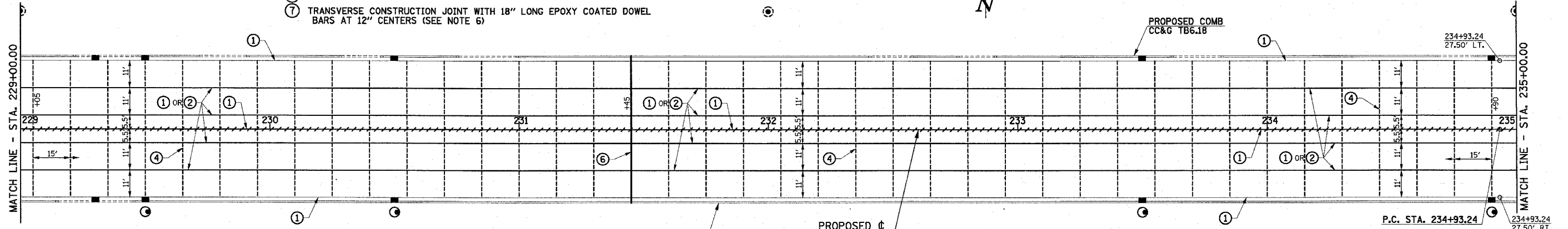
CONTRACT NO. 87267

PROPOSED ϕ HAMILTON RD. CURVE DATA
P.I. STA. 236+24.22
 $\Delta = 5^{\circ}00'00''$
 $D = 1^{\circ}54'35''$
 $T = 130.98'$
 $R = 3000.00'$
 $L = 261.80'$
 $E = 2.86'$
P.C. STA. 234+93.24
P.T. STA. 237+55.04
S.E. = NONE



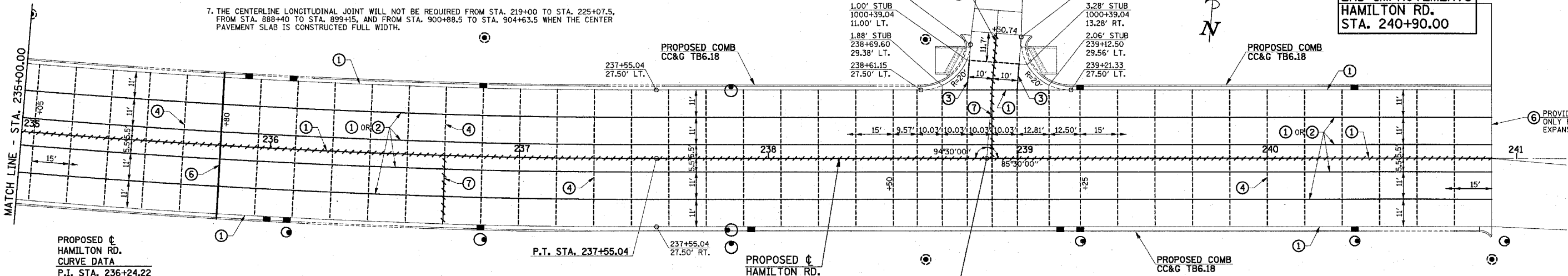
- PAVEMENT JOINT KEY**
- ① LONGITUDINAL CONSTRUCTION JOINT WITH NO. 6 x 24" EPOXY COATED TIE BARS GROUTED IN PLACE OR NO. 6 x 30" EPOXY COATED TIE BARS FORMED IN PLACE AT 24" CENTERS (STD. 420001)
 - ② SAWED LONGITUDINAL JOINT WITH NO. 6 x 30" EPOXY COATED TIE BARS AT 30" CENTERS (STD. 420001)
 - ③ SAWED LONGITUDINAL JOINT (TIE BARS NOT REQUIRED - SEE NOTE 5) (STD. 420001)
 - ④ SAWED TRANSVERSE CONTRACTION JOINT (DOWEL BARS NOT REQUIRED), JOINTS PLACED AT 15' CENTERS OR AS SHOWN ON PLANS (STD. 420001)
 - ⑤ SAWED TRANSVERSE CONTRACTION JOINT (DOWEL BARS NOT REQUIRED), JOINTS PLACED AT 12.5' CENTERS OR AS SHOWN ON PLANS (STD. 420001)
 - ⑥ 2" TRANSVERSE EXPANSION JOINT (WITH DOWEL BARS - SEE STANDARD 420001)
 - ⑦ TRANSVERSE CONSTRUCTION JOINT WITH 18" LONG EPOXY COATED DOWEL BARS AT 12" CENTERS (SEE NOTE 6)

- LEGEND**
- PROPOSED 2" EXPANSION JOINTS
 - PROPOSED LONGITUDINAL JOINTS
 - - - - PROPOSED SAWED CONTRACTION JOINTS
 - / — / STAGE CONSTRUCTION LIMITS
 - OR ■ PROPOSED INLETS
 - OR ⊙ PROPOSED MANHOLES



NOTES

1. ON HAMILTON RD. AND MORRIS AVE., THE CURB AND GUTTER SHALL NOT BE POURED MONOLITHIC WITH THE P.C. CONCRETE PAVEMENT EXCEPT AT THE STUB LOCATIONS AND ON MORRIS AVE. FROM LT. STA. 904+63.50 TO LT. STA. 906+10.00. TIE BARS BETWEEN THE PAVEMENT AND THE CURB AND GUTTER WILL BE REQUIRED.
2. ALL SAWED TRANSVERSE CONTRACTION JOINTS AND EXPANSION JOINTS IN THE PAVEMENT MUST EXTEND THROUGH THE CURB AND GUTTER.
3. ALL SAWED JOINTS IN THE PAVEMENT AND CURB AND GUTTER SHALL BE SEALED WITH A JOINT SEALER MEETING THE REQUIREMENTS OF ARTICLE 606.06.
4. THE P.C. CONCRETE PAVEMENT SHALL BE POURED MONOLITHIC WITH THE COMBINATION CONCRETE CURB AND GUTTER AT THE STUB LOCATIONS SHOWN ON THE JOINTING PLAN. THE COST OF ADDITIONAL GUTTER FLAG WIDTH WILL BE PAID FOR AT THE CONTRACT UNIT PRICE PER SQUARE YARD FOR P.C. CONCRETE PAVEMENT.
5. WHEN LONGITUDINAL CONSTRUCTION JOINTS ARE CONSTRUCTED IN THE PAVEMENT, THE JOINTS SHALL BE TIED WITH NO. 6 x 24" EPOXY COATED TIE BARS GROUTED IN PLACE OR NO. 6 x 30" EPOXY COATED TIE BARS FORMED IN PLACE SPACED AT 24" CENTERS AS SHOWN ON STANDARD 420001.
6. TRANSVERSE CONSTRUCTION JOINTS SHALL MATCH THE LOCATION OF THE SAWED TRANSVERSE JOINTS OR EXPANSION JOINTS SHOWN ON THE PAVEMENT JOINT PLANS AND SHALL BE AS SHOWN ON STANDARDS 420101 AND 420106. TRANSVERSE CONSTRUCTION JOINTS SHALL NOT BE PLACED LESS THAN 25 FEET FROM A STAGE CONSTRUCTION LIMIT. THE TRANSVERSE CONSTRUCTION JOINTS SHALL HAVE SMOOTH EPOXY COATED DOWEL BARS 18 INCHES LONG PLACED AT 12 INCH SPACINGS AND CENTERED ACROSS THE JOINT. THE DOWEL BAR DIAMETERS SHALL BE IN ACCORDANCE WITH THE TABLE ON STANDARD 420001.
7. THE CENTERLINE LONGITUDINAL JOINT WILL NOT BE REQUIRED FROM STA. 219+00 TO STA. 225+07.5, FROM STA. 888+40 TO STA. 899+15, AND FROM STA. 900+88.5 TO STA. 904+63.5 WHEN THE CENTER PAVEMENT SLAB IS CONSTRUCTED FULL WIDTH.



PROPOSED ϕ HAMILTON RD. CURVE DATA
P.I. STA. 236+24.22
 $\Delta = 5^{\circ}00'00''$
 $D = 1^{\circ}54'35''$
 $T = 130.98'$
 $R = 3000.00'$
 $L = 261.80'$
 $E = 2.86'$
P.C. STA. 234+93.24
P.T. STA. 237+55.04
S.E. = NONE

STA. 238+87.50 (ϕ HAMILTON RD.) =
STA. 1000+00.00 (ϕ TIMBERLAKE LN.)

ILLINOIS DEPARTMENT OF TRANSPORTATION
HAMILTON ROAD PAVEMENT JOINTS
DATE : 3-05
DRAWN BY : J.L.B.
CHECKED BY : R.L.H.
SCALE : 1" = 20'