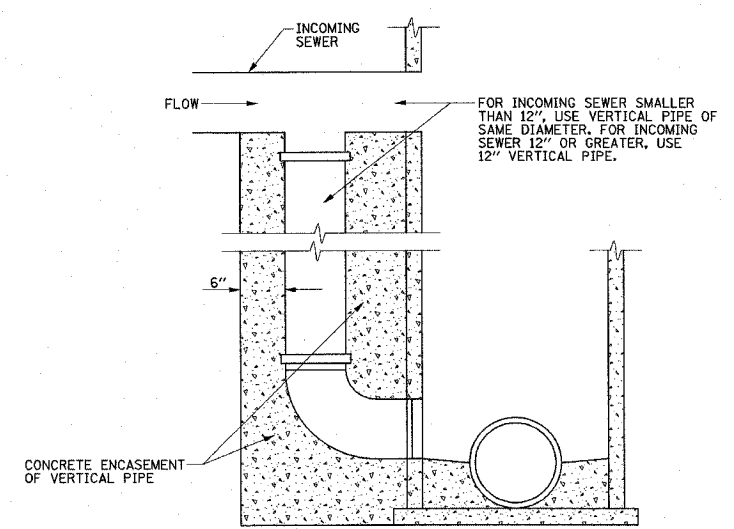
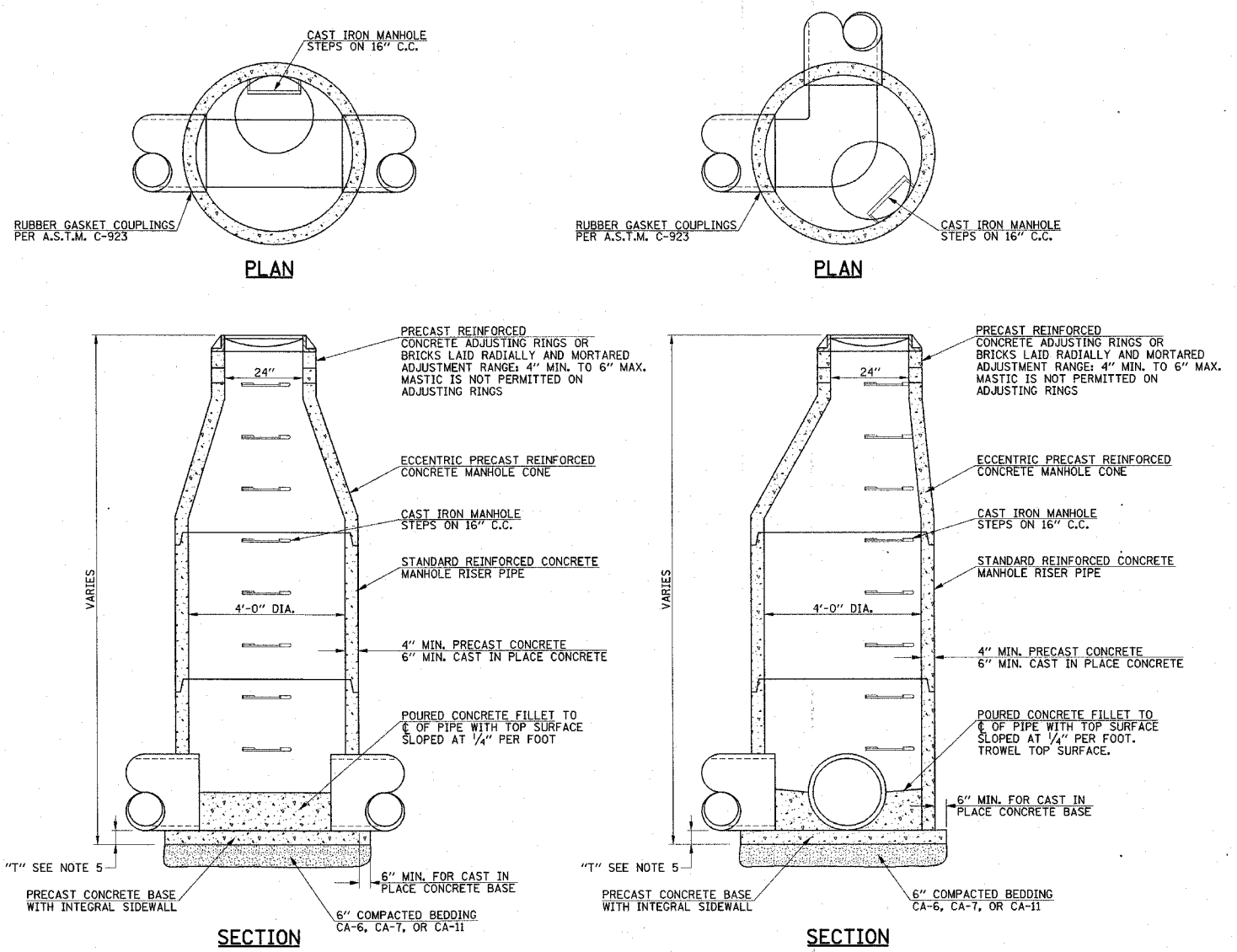


F.A.U. RTE.	SECTION	COUNTY	TOTAL SHEETS	SHEET NO.
6371	93-00295-02-PV	MCLEAN	117	80
STA.		TO STA.		
ILLINOIS				
CONTRACT NO. 87267				



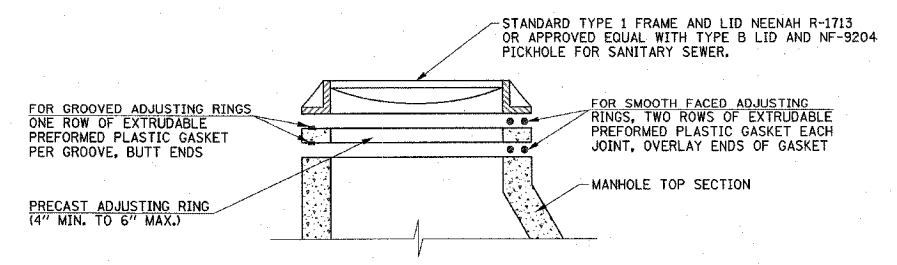
**DROP MANHOLE CONNECTION**  
SCALE: NONE

- NOTES:
1. PAYMENT FOR DROP MANHOLE CONNECTION TO BE MADE AT THE CONTRACT UNIT PRICE PER EACH FOR OUTSIDE DROP CONNECTION WHICH PRICE SHALL INCLUDE THE CONCRETE ENCASUREMENT.
  2. THIS DETAIL SHALL BE USED IN CONJUNCTION WITH TYPE A MANHOLES WHERE SEWER ENTERS 24" OR MORE ABOVE THE LOWEST INVERT.

**TYPICAL SANITARY MANHOLE**  
SCALE: NONE

**TYPICAL 90° BEND SANITARY MANHOLE**  
SCALE: NONE

- NOTES:
1. ALTERNATE MANHOLE BOTTOM, CAST IN PLACE CONCRETE BASE.
  2. VERTICAL ADJUSTMENTS TO THE FRAME AND LID SHALL BE MADE WITH ADDITIONAL MORTAR TO PROVIDE A SMOOTH TRANSITION BETWEEN THE CASTING AND ADJUSTING RING. (OR TOP OF STRUCTURE)
  3. THE JOINTS BETWEEN SECTIONS SHALL CONFORM TO A.S.T.M. C-443 FOR RUBBER GASKETS. BITUMINOUS MASTIC IS NOT PERMITTED.
  4. APPLY A CONTINUOUS LAYER OF NON-SHRINK GROUT TO EACH JOINT OF MANHOLE SECTIONS.
  5. WHEN MANHOLE DEPTH IS 12' OR LESS, T=8". WHEN MANHOLE DEPTH EXCEEDS 12', T=10".
  6. MANHOLE CASTINGS SHALL BE PLACED OPPOSITE 90° BEND IN INTERCEPTOR, UNLESS OTHERWISE DIRECTED BY THE ENGINEER.
  7. CHIMNEY SEALS SHALL BE UTILIZED.



**CASTING AND ADJUSTMENT RING INSTALLATION**  
SCALE: NONE

ILLINOIS DEPARTMENT OF TRANSPORTATION

**SANITARY SEWER DETAILS**

DATE : 3-05  
DRAWN BY : J.L.B.  
CHECKED BY : R.L.H.

SCALE : NONE