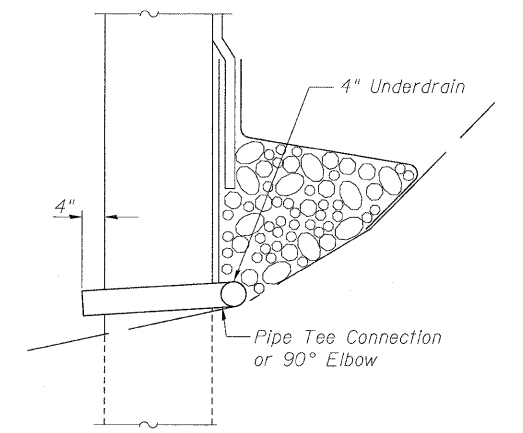
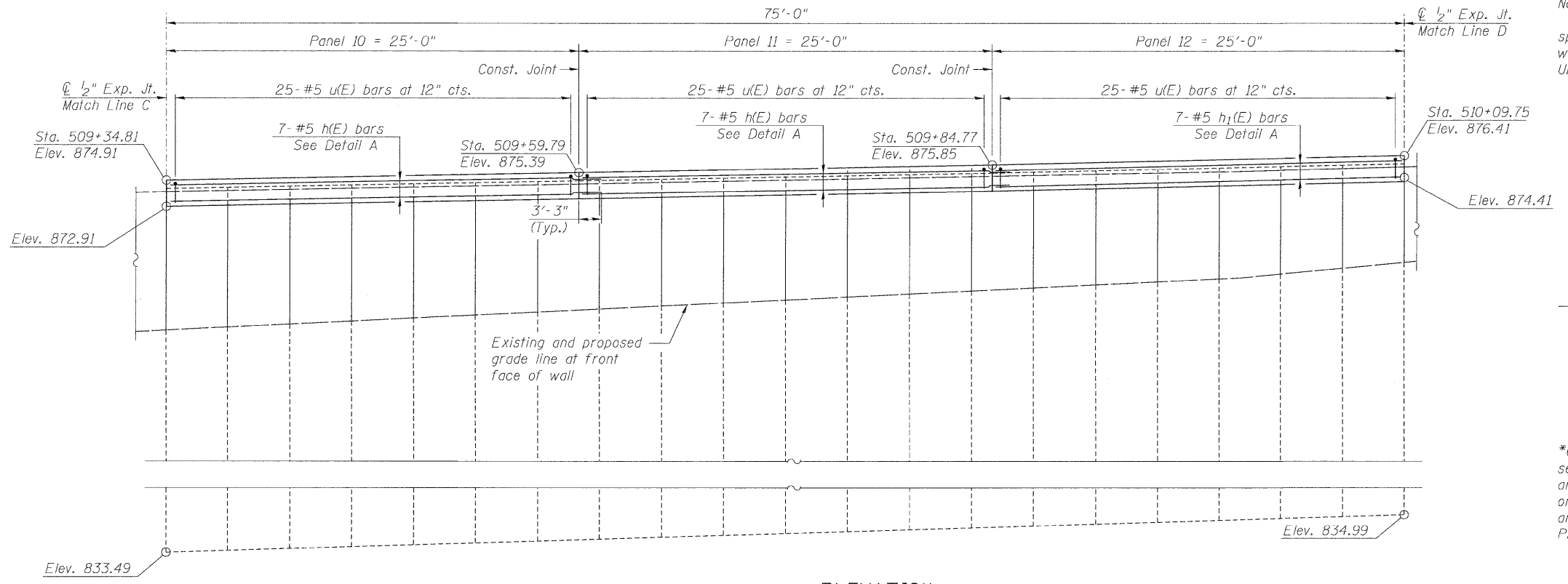


ELEVATION
(Looking at Front Face of Wall)

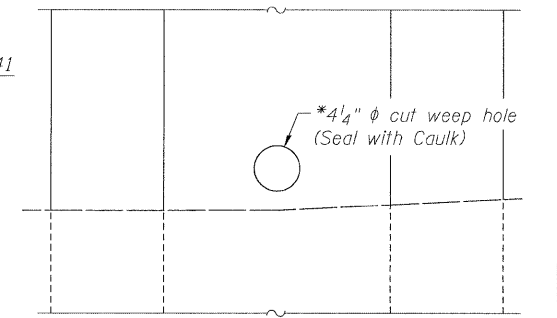


SECTION THRU WEEP HOLE



ELEVATION
(Looking at Front Face of Wall)

Note:
Contractor shall furnish and install a concrete splash block approved by the Engineer at the weep hole location. Cost is included with Pipe Underdrains for Structures 4".



WEEP HOLE ELEVATION

*Caulk for drain shall be silicone caulking adhesive sealer, marketed for outdoor and underwater use, and listed by manufacturer as appropriate for use on PVC and steel surfaces. Surfaces shall be clean and dry prior to application. Cost is included with Pipe Underdrains for Structures 4".

Notes:
See sheet S5 of S7 for Bill of Material, Section Thru Wall, Wall Joint Details and Detail A.
Horizontal dimensions measured along face of wall.
Expansion joints shall be located at the nearest sheet piling interlock to the indicated spacing shown.

LIN ENGINEERING, LTD. Consulting Engineers Chatham, Illinois	USER NAME =	DESIGNED - ESH	REVISED -	STATE OF ILLINOIS DEPARTMENT OF TRANSPORTATION	WALL DETAILS-2 STRUCTURE NO. 016-W996	F.A.P. RTE.	SECTION	COUNTY	TOTAL SHEETS	SHEET NO.
	PLOT SCALE =	CHECKED - ADB	REVISED -			339	116 Y-1-R-1	COOK	122	71
	PLOT DATE =	DRAWN - RH	REVISED -			CONTRACT NO. 60135				
		CHECKED - ADB	REVISED -			[ILLINOIS] FED. AID PROJECT				
SHEET NO. 53 OF 57 SHEETS										