

SUMMARY OF QUANTITIES

CODE NO.	ITEM DESCRIPTION	UNIT	URBAN TOTAL QUANTITY	CONSTRUCTION TYPE CODE						
				ROADWAY	STRUCTURES	LIGHTING	TRAFFIC SIGNALS			EMERGENCY VEHICLE PREEMPTION
							GALENA & IL ROUTE 56 RAMP-C	GALENA & IL ROUTE 56 RAMP A/B	INTERCONNECT	
0004	0011	0021	0021	0021	0021	0021	0021			
20200100	EARTH EXCAVATION	CU YD	714	714	-	-	-	-	-	-
20800150	TRENCH BACKFILL	CU YD	10	10	-	-	-	-	-	-
21101615	TOPSOIL FURNISH AND PLACE, 4"	SQ YD	5684	5684	-	-	-	-	-	-
21400100	GRADING AND SHAPING DITCHES	FOOT	1545	1545	-	-	-	-	-	-
25000210	SEEDING, CLASS 2A	ACRE	1.2	1.2	-	-	-	-	-	-
25000400	NITROGEN FERTILIZER NUTRIENT	POUND	110	110	-	-	-	-	-	-
25000500	PHOSPHORUS FERTILIZER NUTRIENT	POUND	110	110	-	-	-	-	-	-
25000600	POTASSIUM FERTILIZER NUTRIENT	POUND	110	110	-	-	-	-	-	-
28000305	TEMPORARY DITCH CHECKS	FOOT	100	100	-	-	-	-	-	-
28000400	PERIMETER EROSION BARRIER	FOOT	1315	1315	-	-	-	-	-	-
28000500	INLET AND PIPE PROTECTION	EACH	1	1	-	-	-	-	-	-
28000510	INLET FILTERS	EACH	18	18	-	-	-	-	-	-
28100105	STONE RIPRAP, CLASS A3	SQ YD	12	12	-	-	-	-	-	-
35600712	HOT-MIX ASPHALT BASE COURSE WIDENING, 9"	SQ YD	793	793	-	-	-	-	-	-
40600200	BITUMINOUS MATERIALS (PRIME COAT)	TON	8.4	8.4	-	-	-	-	-	-
40600300	AGGREGATE (PRIME COAT)	TON	41.9	41.9	-	-	-	-	-	-
40600400	MIXTURE FOR CRACKS, JOINTS, AND FLANGEWAYS	TON	31.4	31.4	-	-	-	-	-	-
40600635	LEVELING BINDER (MACHINE METHOD), N70	TON	10	10	-	-	-	-	-	-
40600895	CONSTRUCTING TEST STRIP	EACH	1	1	-	-	-	-	-	-
40600982	HOT-MIX ASPHALT SURFACE REMOVAL-BUTT JOINT	SQ YD	125	125	-	-	-	-	-	-
40601005	HOT-MIX ASPHALT REPLACEMENT OVER PATCHES	TON	8.5	8.5	-	-	-	-	-	-
40603595	POLYMERIZED HOT-MIX ASPHALT SURFACE COURSE, MIX "F", N90	TON	2346	2346	-	-	-	-	-	-
44000100	PAVEMENT REMOVAL	SQ YD	1395	1395	-	-	-	-	-	-
44000157	HOT-MIX ASPHALT SURFACE REMOVAL, 2"	SQ YD	20027	20027	-	-	-	-	-	-
44000500	COMBINATION CURB AND GUTTER REMOVAL	FOOT	2924	2924	-	-	-	-	-	-
44003100	MEDIAN REMOVAL	SQ FT	19303	19303	-	-	-	-	-	-
44004250	PAVED SHOULDER REMOVAL	SQ YD	506	506	-	-	-	-	-	-
44002212	HOT-MIX ASPHALT REMOVAL OVER PATCHES, 3"	SQ YD	50	50	-	-	-	-	-	-

EMERGENCY VEHICLE PREEMPTION
100% VILLAGE OF SUGAR GROVE
0021

* SPECIALTY ITEM

FILE NAME = P:\2010\ME10012.PT\B156-16.Galena\CADD\Shets\03-D160K76-shr-Galena-500.dgn
SCALE = 1"=100'-0"
USER = MILENNIA PROFESSIONAL SERVICES



200 22ND Street, Suite 216, Lombard, IL 60148
630.705.0110 voice, 630.839.2566 fax
www.mps-il.com
MILLENNIA PROFESSIONAL SERVICES

DESIGNED - CJD	REVISED -
DRAWN - CJD	REVISED -
CHECKED - TVN	REVISED -
DATE - 8/30/2011	REVISED -

STATE OF ILLINOIS
DEPARTMENT OF TRANSPORTATION

GALENA BOULEVARD
SUMMARY OF QUANTITIES
SCALE: NTS SHEET NO. 1 OF 6 SHEETS STA. TO STA.

F.A.P. RTE. 573	SECTION 61HB-1-R	COUNTY KANE	TOTAL SHEETS 110	SHEET NO. 3
FED. ROAD DIST. NO. 1 ILLINOIS FED. AID PROJECT			CONTRACT NO. 60K76	

Rev. 11-9-11 Rev.

SUMMARY OF QUANTITIES

CODE NO.	ITEM DESCRIPTION	UNIT	URBAN TOTAL QUANTITY	CONSTRUCTION TYPE CODE						
				ROADWAY 0004	STRUCTURES 0011	LIGHTING 0021	TRAFFIC SIGNALS			
							GALENA & IL ROUTE 56 RAMP-C 0021	GALENA & IL ROUTE 56 RAMP A/B 0021	INTERCONNECT 0021	
44201769	CLASS D PATCHES, TYPE III, 10 INCH	SQ YD	50	50	-	-	-	-	-	-
48101500	AGGREGATE SHOULDERS, TYPE B 6"	SQ YD	473	473	-	-	-	-	-	-
48102100	AGGREGATE WEDGE SHOULDER, TYPE B	TON	220	220	-	-	-	-	-	-
48203029	HOT-MIX ASPHALT SHOULDERS, 8"	SQ YD	779	779	-	-	-	-	-	-
50102400	CONCRETE REMOVAL	CU YD	52.1	-	52.1	-	-	-	-	-
50104720	REMOVAL OF EXISTING CONCRETE DECK	EACH	1	-	1	-	-	-	-	-
50157300	PROTECTIVE SHIELD	SQ YD	1360	-	1360	-	-	-	-	-
50200100	STRUCTURE EXCAVATION	CU YD	312	-	312	-	-	-	-	-
50300225	CONCRETE STRUCTURES	CU YD	108.1	-	108.1	-	-	-	-	-
50300255	CONCRETE SUPERSTRUCTURE	CU YD	981	-	981	-	-	-	-	-
50300260	BRIDGE DECK GROOVING	SQ YD	2259	-	2259	-	-	-	-	-
50300300	PROTECTIVE COAT	SQ YD	3145	-	3145	-	-	-	-	-
50500405	FURNISHING AND ERECTING STRUCTURAL STEEL	POUND	24950	-	24950	-	-	-	-	-
50500505	STUD SHEAR CONNECTORS	EACH	8211	-	8211	-	-	-	-	-
50800205	REINFORCEMENT BARS, EPOXY COATED	POUND	241930	-	241930	-	-	-	-	-
50800515	BAR SPLICERS	EACH	1255	-	1255	-	-	-	-	-
51100100	SLOPE WALL 4 INCH	SQ YD	991	-	991	-	-	-	-	-
51500100	NAME PLATES	EACH	1	-	1	-	-	-	-	-
52000110	PREFORMED JOINT STRIP SEAL	FOOT	202	-	202	-	-	-	-	-
52100010	ELASTOMERIC BEARING ASSEMBLY, TYPE I	EACH	26	-	26	-	-	-	-	-
52100020	ELASTOMERIC BEARING ASSEMBLY, TYPE II	EACH	26	-	26	-	-	-	-	-
52100520	ANCHOR BOLTS, 1"	EACH	104	-	104	-	-	-	-	-
52100530	ANCHOR BOLTS, 1 1/4"	EACH	26	-	26	-	-	-	-	-
54213657	PRECAST REINFORCED CONCRETE FLARED END SECTIONS 12"	EACH	6	6	-	-	-	-	-	-
550A0050	STORM SEWERS, CLASS A, TYPE 1 12"	FOOT	17	17	-	-	-	-	-	-
58700300	CONCRETE SEALER	SO FT	987	-	987	-	-	-	-	-
59000200	EPOXY CRACK INJECTION	FOOT	154	-	154	-	-	-	-	-
59100100	GEOCOMPOSITE WALL DRAIN	SQ YD	154	-	154	-	-	-	-	-

EMERGENCY
VEHICLE
PREEMPTION
100%
VILLAGE OF
SUGAR GROVE
0021

* SPECIALTY ITEM

* Specialty Items

Rev. 11-9-11

FILE NAME = P:\2010\ME10012.P1B156-16.Galena\CADD\Shs\03-D160K76-sht-Galena-500.dgn
PLOT SCALE = 1/8" = 1'-0"
USER NAME = Millennium Professional Services



200 22ND Street, Suite 216, Lombard, IL 60148
630.705.0110 voice, 630.839.2566 fax
www.mps-il.com
MILLENNIA PROFESSIONAL SERVICES

DESIGNED - CJD	REVISED -
DRAWN - CJD	REVISED -
CHECKED - TVN	REVISED -
DATE - 8/30/2011	REVISED -

**STATE OF ILLINOIS
DEPARTMENT OF TRANSPORTATION**

GALENA BOULEVARD

SUMMARY OF QUANTITIES

SCALE: NTS SHEET NO. 2 OF 6 SHEETS STA. TO STA.

F.A.P. RTE.	SECTION	COUNTY	TOTAL SHEETS	SHEET NO.
573	61HB-1-R	KANE	110	4
CONTRACT NO. 60K76				

SUMMARY OF QUANTITIES

CODE NO.	ITEM DESCRIPTION	UNIT	URBAN TOTAL QUANTITY	CONSTRUCTION TYPE CODE						EMERGENCY VEHICLE PREEMPTION 100% VILLAGE OF SUGAR GROVE 0021
				ROADWAY	STRUCTURES	LIGHTING	TRAFFIC SIGNALS		INTERCONNECT	
							GALENA & IL ROUTE 56 W. RAMPS	GALENA & IL ROUTE 56 E. RAMPS		
				0004	0011	0021	0021	0021	0021	
60200105	CATCH BASINS, TYPE A, 4'-DIAMETER, TYPE 1 FRAME, OPEN LID	EACH	1	1	-	-	-	-	-	
60234200	INLETS, TYPE A, TYPE 1 FRAME, OPEN LID	EACH	1	1	-	-	-	-	-	
60236900	INLETS, TYPE A, TYPE 12 FRAME AND GRATE	EACH	1	1	-	-	-	-	-	
60252800	CATCH BASINS TO BE RECONSTRUCTED	EACH	4	4	-	-	-	-	-	
60262700	INLETS TO BE RECONSTRUCTED	EACH	3	3	-	-	-	-	-	
60300105	FRAMES AND GRATES TO BE ADJUSTED	EACH	5	5	-	-	-	-	-	
60609200	COMBINATION CONCRETE CURB AND GUTTER, TYPE M-6.12	FOOT	3541	3541	-	-	-	-	-	
60618300	CONCRETE MEDIAN SURFACE, 4 INCH	SQ FT	18,819	18,819	-	-	-	-	-	
60619600	CONCRETE MEDIAN, TYPE SB-6.12	SQ FT	738	738	-	-	-	-	-	
60624600	CORRUGATED MEDIAN	SQ FT	193	193	-	-	-	-	-	
* 63000001	STEEL PLATE BEAM GUARD RAIL, TYPE A, 6 FOOT POSTS	FOOT	638	638	-	-	-	-	-	
* 63100045	TRAFFIC BARRIER TERMINAL, TYPE 2	EACH	1	1	-	-	-	-	-	
* 63100070	TRAFFIC BARRIER TERMINAL, TYPE 5	EACH	1	1	-	-	-	-	-	
* 63100085	TRAFFIC BARRIER TERMINAL, TYPE 6	EACH	2	2	-	-	-	-	-	
* 63100167	TRAFFIC BARRIER TERMINAL, TYPE 1 (SPECIAL) TANGENT	EACH	2	2	-	-	-	-	-	
63200310	GUARDRAIL REMOVAL	FOOT	397	397	-	-	-	-	-	
67000400	ENGINEER'S FIELD OFFICE, TYPE A	CAL MO	7	7	-	-	-	-	-	
67100100	MOBILIZATION	L SUM	1	1	-	-	-	-	-	
70103815	TRAFFIC CONTROL SURVEILLANCE	CAL DA	130	130	-	-	-	-	-	
70106800	CHANGEABLE MESSAGE SIGN	CAL MO	6	4	-	-	1	1	-	
70300100	SHORT-TERM PAVEMENT MARKING	FOOT	1616	1616	-	-	-	-	-	
70300210	TEMPORARY PAVEMENT MARKING - LETTERS AND SYMBOLS	SQ FT	146	146	-	-	-	-	-	
70300220	TEMPORARY PAVEMENT MARKING - LINE 4"	FOOT	37,710	37,710	-	-	-	-	-	
70300240	TEMPORARY PAVEMENT MARKING - LINE 6"	FOOT	775	775	-	-	-	-	-	
70300250	TEMPORARY PAVEMENT MARKING - LINE 8"	FOOT	1573	1573	-	-	-	-	-	
70300280	TEMPORARY PAVEMENT MARKING - LINE 24"	FOOT	372	372	-	-	-	-	-	
70300520	PAVEMENT MARKING TAPE, TYPE III 4"	FOOT	6010	6010	-	-	-	-	-	
70301000	WORK ZONE PAVEMENT MARKING REMOVAL	SQ FT	270	270	-	-	-	-	-	

EMERGENCY VEHICLE PREEMPTION
100% VILLAGE OF SUGAR GROVE
0021

* SPECIALTY ITEM

* Specialty Item

Rev. 11-9-11

FILE NAME: P:\2010\ME\0012.PT\B156-16.Galena\CADD\Shs\03-D160K76-shs-Galena-500.dgn
PLOT SCALE: 1/8"=1'-0"
PLOT DATE: 8/30/2011
PLOT TIME: 10:00 AM
PLOT USER: Millennium Professional Services



200 22ND Street, Suite 216, Lombard, IL 60148
630.705.0110 voice, 630.839.2566 fax
www.mps-il.com
MILLENNIA PROFESSIONAL SERVICES

DESIGNED - CJD	REVISED -
DRAWN - CJD	REVISED -
CHECKED - TVN	REVISED -
DATE - 8/30/2011	REVISED -

**STATE OF ILLINOIS
DEPARTMENT OF TRANSPORTATION**

GALENA BOULEVARD

SUMMARY OF QUANTITIES

F.A.P. RTE. 573	SECTION 61HB-1-R	COUNTY KANE	TOTAL SHEETS 110	SHEET NO. 5
CONTRACT NO. 60K76			Rev.	

SCALE: NTS SHEET NO. 3 OF 6 SHEETS STA. TO STA.

FED. ROAD DIST. NO. 1 ILLINOIS FED. AID PROJECT

SUMMARY OF QUANTITIES

CODE NO.	ITEM DESCRIPTION	UNIT	URBAN TOTAL QUANTITY	CONSTRUCTION TYPE CODE						EMERGENCY VEHICLE PREEMPTION 100% VILLAGE OF SUGAR GROVE 0021
				ROADWAY	STRUCTURES	LIGHTING	TRAFFIC SIGNALS			
							GALENA & IL ROUTE 56 RAMP-C	GALENA & IL ROUTE 56 RAMP A/B	INTERCONNECT	
0004	0011	0021	0021	0021	0021	0021				
70400100	TEMPORARY CONCRETE BARRIER	FOOT	803	803	-	-	-	-	-	-
70400200	RELOCATE TEMPORARY CONCRETE BARRIER	FOOT	769	769	-	-	-	-	-	-
* 78000100	THERMOPLASTIC PAVEMENT MARKING - LETTERS AND SYMBOLS	SQ FT	73	73	-	-	-	-	-	-
* 78000200	THERMOPLASTIC PAVEMENT MARKING - LINE 4"	FOOT	16,324	16,324	-	-	-	-	-	-
* 78000400	THERMOPLASTIC PAVEMENT MARKING - LINE 6"	FOOT	388	388	-	-	-	-	-	-
* 78000500	THERMOPLASTIC PAVEMENT MARKING - LINE 8"	FOOT	787	787	-	-	-	-	-	-
* 78000600	THERMOPLASTIC PAVEMENT MARKING - LINE 12"	FOOT	854	854	-	-	-	-	-	-
* 78000650	THERMOPLASTIC PAVEMENT MARKING - LINE 24"	FOOT	186	186	-	-	-	-	-	-
* 78008210	POLYUREA PAVEMENT MARKING TYPE I - LINE 4"	FOOT	825	825	-	-	-	-	-	-
* 78100100	RAISED REFLECTIVE PAVEMENT MARKER	EACH	218	218	-	-	-	-	-	-
* 78100105	RAISED REFLECTIVE PAVEMENT MARKER (BRIDGE)	EACH	20	20	-	-	-	-	-	-
* 78200410	GUARDRAIL MARKERS, TYPE A	EACH	11	11	-	-	-	-	-	-
* 78201000	TERMINAL MARKER - DIRECT APPLIED	EACH	3	3	-	-	-	-	-	-
78300100	PAVEMENT MARKING REMOVAL	SQ FT	783	783	-	-	-	-	-	-
78300200	RAISED REFLECTIVE PAVEMENT MARKER REMOVAL	EACH	218	218	-	-	-	-	-	-
* 80500020	SERVICE INSTALLATION - POLE MOUNTED	EACH	2	-	-	-	1	1	-	-
* 81000600	CONDUIT IN TRENCH, 2" DIA., GALVANIZED STEEL	FOOT	2225	-	-	-	700	950	575	-
* 81000700	CONDUIT IN TRENCH, 2 1/2" DIA., GALVANIZED STEEL	FOOT	155	-	-	-	45	110	-	-
* 81000800	CONDUIT IN TRENCH, 3" DIA., GALVANIZED STEEL	FOOT	100	-	-	-	35	65	-	-
* 81001000	CONDUIT IN TRENCH, 4" DIA., GALVANIZED STEEL	FOOT	200	-	-	-	120	80	-	-
* 81018500	CONDUIT PUSHED, 2" DIA., GALVANIZED STEEL	FOOT	620	-	-	200	200	220	-	-
* 81018600	CONDUIT PUSHED, 2 1/2" DIA., GALVANIZED STEEL	FOOT	195	-	-	-	135	60	-	-
* 81018700	CONDUIT PUSHED, 3" DIA., GALVANIZED STEEL	FOOT	100	-	-	-	-	100	-	-
* 81018900	CONDUIT PUSHED, 4" DIA., GALVANIZED STEEL	FOOT	575	-	-	-	245	330	-	-
* 81304100	JUNCTION BOX EMBEDDED IN STRUCTURE 12" X 12" X 6"	EACH	2	-	-	-	-	-	2	-
* 81304900	JUNCTION BOX EMBEDDED IN STRUCTURE 20" X 18" X 10"	EACH	4	-	-	4	-	-	-	-
* 81400100	HANDHOLE	EACH	8	-	-	-	4	4	-	-
* 81400200	HEAVY-DUTY HANDHOLE	EACH	13	-	-	-	5	6	2	-

* SPECIALTY ITEM

* Specialty Item

Rev. 11-9-11

Rev.

FILE NAME = P:\2010\ME\10012_PTB156-16_Galena\CADD\Shrs\03-D160K76-sht-Galena-500.dgn
 PLOT SCALE = 1/8" = 1'-0"
 PLOT NAME = Millennium Professional Services



200 22ND Street, Suite 216, Lombard, IL 60148
 630.785.0110 voice, 630.839.2566 fax
 www.mps-il.com

MILLENNIA PROFESSIONAL SERVICES

DESIGNED - CJD
 DRAWN - CJD
 CHECKED - TVN
 DATE - 8/30/2011

REVISED -
 REVISED -
 REVISED -
 REVISED -

**STATE OF ILLINOIS
 DEPARTMENT OF TRANSPORTATION**

GALENA BOULEVARD

SUMMARY OF QUANTITIES

SCALE: NTS SHEET NO. 4 OF 6 SHEETS STA. TO STA.

F.A.P. RTE.	SECTION	COUNTY	TOTAL SHEETS	SHEET NO.
573	61HB-1-R	KANE	110	6
FED. ROAD DIST. NO. 1 ILLINOIS FED. AID PROJECT			CONTRACT NO. 60K76	

SUMMARY OF QUANTITIES

CODE NO.	ITEM DESCRIPTION	UNIT	URBAN TOTAL QUANTITY	CONSTRUCTION TYPE CODE						
				ROADWAY	STRUCTURES	LIGHTING	TRAFFIC SIGNALS			EMERGENCY VEHICLE PREEMPTION
							GALENA & IL ROUTE 56 RAMP-C	GALENA & IL ROUTE 56 RAMP A/B	INTERCONNECT	
0004	0011	0021	0021	0021	0021	0021	0021			
* 81400300	DOUBLE HANDHOLE	EACH	2	-	-	-	1	1	-	-
* 81603090	UNIT DUCT, 600V, 3-1C NO.4, 1/C NO.6 GROUND, (XLP-TYPE USE), 1 1/4" DIA. POLYETHYLENE	FOOT	3200	-	-	3200	-	-	-	-
* 81702130	ELECTRIC CABLE IN CONDUIT, 600V (XLP-TYPE USE) 1/C NO. 6	FOOT	1000	-	-	1000	-	-	-	-
* 81702140	ELECTRIC CABLE IN CONDUIT, 600V (XLP-TYPE USE) 1/C NO. 4	FOOT	3000	-	-	3000	-	-	-	-
* 81900200	TRENCH AND BACKFILL FOR ELECTRICAL WORK	FOOT	6070	-	-	3500	875	1120	575	-
* 82102200	LUMINAIRE, SODIUM VAPOR, HORIZONTAL MOUNT, 200 WATT	EACH	4	-	-	4	-	-	-	-
* 83600350	LIGHT POLE FOUNDATION, METAL, 11" BOLT CIRCLE, 8" X 6'	EACH	1	-	-	1	-	-	-	-
* 84200500	REMOVAL OF LIGHTING UNIT, SALVAGE	EACH	2	-	-	2	-	-	-	-
* 84400105	RELOCATE EXISTING LIGHTING UNIT	EACH	10	-	-	10	-	-	-	-
* 85700200	FULL-ACTUATED CONTROLLER AND TYPE IV CABINET	EACH	1	-	-	-	1	-	-	-
* 85700300	FULL-ACTUATED CONTROLLER AND TYPE V CABINET	EACH	1	-	-	-	-	1	-	-
* 86000100	MASTER CONTROLLER	EACH	1	-	-	-	-	-	1	-
* 86200120	UNINTERRUPTIBLE POWER SUPPLY	EACH	2	-	-	-	1	1	-	-
* 86400100	TRANSCEIVER - FIBER OPTIC	EACH	2	-	-	-	1	1	-	-
* 87100020	FIBER OPTIC CABLE IN CONDUIT, NO. 62.5/125, MM12F SM12F	FOOT	1350	-	-	-	-	-	1350	-
* 87300925	ELECTRIC CABLE IN CONDUIT, TRACER, NO. 14 1C	FOOT	1350	-	-	-	-	-	1350	-
* 87301225	ELECTRIC CABLE IN CONDUIT, SIGNAL NO. 14 3C	FOOT	760	-	-	-	-	-	-	760
* 87301245	ELECTRIC CABLE IN CONDUIT, SIGNAL NO. 14 5C	FOOT	5400	-	-	-	2320	3080	-	-
* 87301255	ELECTRIC CABLE IN CONDUIT, SIGNAL NO. 14 7C	FOOT	410	-	-	-	-	410	-	-
* 87301305	ELECTRIC CABLE IN CONDUIT, LEAD-IN, NO. 14 1 PAIR	FOOT	4340	-	-	-	2170	2170	-	-
* 87301805	ELECTRIC CABLE IN CONDUIT, SERVICE, NO. 6 2 C	FOOT	315	-	-	-	125	190	-	-
* 87301900	ELECTRIC CABLE IN CONDUIT, EQUIPMENT GROUNDING CONDUCTOR, NO. 6 1C	FOOT	1970	-	-	-	890	1080	-	-
* 87502480	TRAFFIC SIGNAL POST, 14 FT. <i>GALVANIZED STEEL</i>	EACH	10	-	-	-	6	4	-	-
* 87502500	TRAFFIC SIGNAL POST, 16 FT. <i>GALVANIZED STEEL</i>	EACH	2	-	-	-	-	2	-	-
* 87502520	TRAFFIC SIGNAL POST, 10 FT. <i>GALVANIZED STEEL</i>	EACH	1	-	-	-	-	-	-	-
* 87700190	STEEL MAST ARM ASSEMBLY AND POLE, 30 FT.	EACH	1	-	-	-	1	-	-	-
* 87702880	STEEL COMBINATION MAST ARM ASSEMBLY AND POLE 30 FT.	EACH	1	-	-	-	1	-	-	-
* 87702960	STEEL COMBINATION MAST ARM ASSEMBLY AND POLE 46 FT.	EACH	1	-	-	-	1	-	-	-
* 87702980	STEEL COMBINATION MAST ARM ASSEMBLY AND POLE 50 FT.	EACH	1	-	-	-	-	1	-	-

EMERGENCY VEHICLE PREEMPTION
100% VILLAGE OF SUGAR GROVE
0021

* SPECIALTY ITEM

FILE NAME = P:\2010\ME10012.P\FB156-16.Galena\CADD\Shets\03-D160K76-sht-Galena-500.dgn
PLOT SCALE = 1/8" = 1'-0"
USER NAME = Millennium Professional Services



200 22ND Street, Suite 216, Lombard, IL 60148
630.705.0110 voice, 630.839.2566 fax
www.mps-il.com
MILLENNIA PROFESSIONAL SERVICES

DESIGNED - CJD	REVISED -
DRAWN - CJD	REVISED -
CHECKED - TWN	REVISED -
DATE - 8/30/2011	REVISED -

**STATE OF ILLINOIS
DEPARTMENT OF TRANSPORTATION**

GALENA BOULEVARD

SUMMARY OF QUANTITIES

F.A.P. RTE. 573	SECTION 61HB-1-R	COUNTY KANE	TOTAL SHEETS 110	SHEET NO. 7
CONTRACT NO. 60K76				

SCALE: NTS SHEET NO. 5 OF 6 SHEETS STA. TO STA.

SUMMARY OF QUANTITIES

CODE NO.	ITEM DESCRIPTION	UNIT	URBAN TOTAL QUANTITY	CONSTRUCTION TYPE CODE						
				ROADWAY	STRUCTURES	LIGHTING	TRAFFIC SIGNALS			EMERGENCY VEHICLE PREEMPTION
							GALENA & IL ROUTE 56 RAMP-C	GALENA & IL ROUTE 56 RAMP A/B	INTERCONNECT	
0004	0011	0021	0021	0021	0021	0021	0021			
* 87704516	STEEL COMBINATION MAST ARM ASSEMBLY AND POLE WITH DUAL MAST ARMS, 48 FT. AND 30 FT.	EACH	1	-	-	-	-	1	-	-
* 87800100	CONCRETE FOUNDATION, TYPE A	FOOT	48	-	-	-	24	24	-	-
* 87800150	CONCRETE FOUNDATION, TYPE C	FOOT	8	-	-	-	4	4	-	-
* 87800400	CONCRETE FOUNDATION, TYPE E 30-INCH DIAMETER	FOOT	20	-	-	-	20	-	-	-
* 87800415	CONCRETE FOUNDATION, TYPE E 36-INCH DIAMETER	FOOT	42	-	-	-	13	29	-	-
* 88030020	SIGNAL HEAD, LED, 1-FACE, 3-SECTION, MAST-ARM MOUNTED	EACH	12	-	-	-	6	6	-	-
* 88030050	SIGNAL HEAD, LED, 1-FACE, 3-SECTION, BRACKET MOUNTED	EACH	10	-	-	-	6	4	-	-
* 88030210	SIGNAL HEAD, LED, 2-FACE, 3-SECTION, BRACKET MOUNTED	EACH	2	-	-	-	1	1	-	-
* 88030240	SIGNAL HEAD, LED, 2-FACE, 1-3 SECTION, 1-5 SECTION, BRACKET MOUNTED	EACH	2	-	-	-	-	2	-	-
* 88200210	TRAFFIC SIGNAL BACKPLATE, LOUVERED, ALUMINUM	EACH	12	-	-	-	6	6	-	-
* 88500100	INDUCTIVE LOOP DETECTOR	EACH	15	-	-	-	7	8	-	-
* 88600100	DETECTOR LOOP, TYPE I	FOOT	895	-	-	-	385	510	-	-
* 88700200	LIGHT DETECTOR	EACH	4	-	-	-	-	-	-	4
* 88700300	LIGHT DETECTOR AMPLIFIER	EACH	2	-	-	-	-	-	-	2
X2070304	POROUS GRANULAR EMBANKMENT, SPECIAL	CU YD	312	-	312	-	-	-	-	-
Δ X5539700	STORM SEWERS TO BE CLEANED	FOOT	410	410	-	-	-	-	-	-
X7010216	TRAFFIC CONTROL AND PROTECTION, (SPECIAL)	L SUM	1	1	-	-	-	-	-	-
* X8180060	AERIAL CABLE, 3-1/C NO. 2, ALUMINUM, WITH MESSENGER WIRE	FOOT	150	-	-	150	-	-	-	-
* X8730250	ELECTRIC CABLE IN CONDUIT NO. 20 3/4, TWISTED, SHIELDED	FOOT	760	-	-	-	-	-	-	760
Z0001050	AGGREGATE SUBGRADE 12"	SQ YD	793	793	-	-	-	-	-	-
Z0001899	JACK AND REMOVE EXISTING BEARINGS	EACH	65	-	65	-	-	-	-	-
Z0001903	STRUCTURAL STEEL REMOVAL	POUND	7980	-	7980	-	-	-	-	-
Z0003500	BEAM STRAIGHTENING	EACH	3	-	3	-	-	-	-	-
Z0004552	APPROACH SLAB REMOVAL	SQ YD	574	-	574	-	-	-	-	-
Z0007112	CONTAINMENT AND DISPOSAL OF LEAD PAINT CLEANING RESIDUES	L SUM	1	-	1	-	-	-	-	-
Z0010501	CLEANING AND PAINTING STEEL BRIDGE NO. 1	L SUM	1	-	1	-	-	-	-	-
Z0012754	STRUCTURAL REPAIR OF CONCRETE (DEPTH EQUAL TO OR LESS THAN 5 INCHES)	SQ FT	292	-	292	-	-	-	-	-

EMERGENCY VEHICLE PREEMPTION
100% VILLAGE OF SUGAR GROVE
0021

Δ NON-PARTICIPATING (1001.STATE)
* Specialty Items

FILE NAME : P:\2010\ME10012_PTB156-16_Galena\CADD\Shets\03-D160K76-sht-Galena-500.dgn
SCALE : 1:20000 / IN.
USER : NAME
Millennia Professional Services



200 22ND Street, Suite 216, Lombard, IL 60148
630.785.8110 voice, 630.839.2566 fax
www.mps-il.com

MILLENNIA PROFESSIONAL SERVICES

DESIGNED - CJD	REVISED -
DRAWN - CJD	REVISED -
CHECKED - TWN	REVISED -
DATE - 8/30/2011	REVISED -

STATE OF ILLINOIS
DEPARTMENT OF TRANSPORTATION

GALENA BOULEVARD


SUMMARY OF QUANTITIES

F.A.P. RTE. 573	SECTION 61HB-1-R	COUNTY KANE	TOTAL SHEETS 110	SHEET NO. 8
CONTRACT NO. 60K76			Rev. 11-9-11	

SCALE: NTS SHEET NO. 6 OF 6 SHEETS STA. TO STA.

FED. ROAD DIST. NO. 1 ILLINOIS FED. AID PROJECT

SUMMARY OF QUANTITIES

CODE NO.	ITEM DESCRIPTION	UNIT	URBAN TOTAL QUANTITY	CONSTRUCTION TYPE CODE						EMERGENCY VEHICLE PREEMPTION 100% VILLAGE OF SUGAR GROVE 0021
				ROADWAY	STRUCTURES	LIGHTING	TRAFFIC SIGNALS			
							GALENA & IL ROUTE 56 RAMP-C	GALENA & IL ROUTE 56 RAMP A/B	INTERCONNECT	
0004	0011	0021	0021	0021	0021	0021				
Z0012755	STRUCTURAL REPAIR OF CONCRETE (DEPTH GREATER THAN 5 INCHES)	SQ FT	20	-	20	-	-	-	-	-
Z0013798	CONSTRUCTION LAYOUT	L SUM	1	-	1	-	-	-	-	-
Z0018002	DRAINAGE SCUPPERS, DS-11	EACH	16	-	16	-	-	-	-	-
Z0018004	DRAINAGE SCUPPERS, DS-12	EACH	1	-	1	-	-	-	-	-
Δ Z0018500	DRAINAGE STRUCTURES TO BE CLEANED	EACH	9	9	-	-	-	-	-	-
Z0018800	DRAINAGE SYSTEM	L SUM	1	-	1	-	-	-	-	-
Z0024478	FLEXIBLE DELINEATORS	EACH	9	9						
Z0026407	TEMPORARY SHEET PILING	SQ FT	336	-	336	-	-	-	-	-
* Z0030250	IMPACT ATTENUATORS, TEMPORARY (NON-REDIRECTIVE), TEST LEVEL 3	EACH	1	1	-	-	-	-	-	-
* Z0030350	IMPACT ATTENUATORS, RELOCATE (NON-REDIRECTIVE), TEST LEVEL 3	EACH	1	1	-	-	-	-	-	-
Z0030850	TEMPORARY INFORMATION SIGNING	SQ FT	104	104	-	-	-	-	-	-
Z0031200	JACKING AND CRIBBING	EACH	4	-	4	-	-	-	-	-
* Z0033020	LUMINAIRE SAFETY CABLE ASSEMBLY	EACH	1	-	-	1	-	-	-	-
* Z0033056	OPTIMIZE TRAFFIC SIGNAL SYSTEM	EACH	1	-	-	-	-	1	-	-
Z0046304	PIPE UNDERDRAINS FOR STRUCTURES 4"	FOOT	233	-	233	-	-	-	-	-
Z0062456	TEMPORARY PAVEMENT	SQ YD	1395	1395	-	-	-	-	-	-
XB361005	RELOCATE EXISTING LIGHT POLE FOUNDATION METAL 	EACH	10		10					

Δ NON-PARTICIPATING (100% STATE)
* Specialty Items

FILE NAME = P:\2010\ME10012.PT15156-16.Galena\CADD\Shets\03-0168K76-shr-Galena-500.dgn
SCALE = 1/8" = 1'-0"
USER = Milleanna Professional Services



200 22ND Street, Suite 216, Lombard, IL 60148
630.705.0110 voice, 630.839.2566 fax
www.mps-il.com
MILLENNIA PROFESSIONAL SERVICES

DESIGNED - CJD	REVISED -
DRAWN - CJD	REVISED -
CHECKED - TVN	REVISED -
DATE - 8/30/2011	REVISED -

**STATE OF ILLINOIS
DEPARTMENT OF TRANSPORTATION**

GALENA BOULEVARD

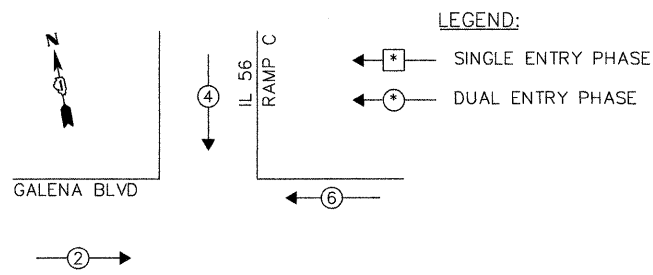
SCALE: SHEET NO. OF SHEETS STA. TO STA.

F.A.P. RTE. 573	SECTION 61HB-1-R	COUNTY KANE	TOTAL SHEETS 110	SHEET NO. 8A
CONTRACT NO. 60K76			FED. ROAD DIST. NO. 1 ILLINOIS FED. AID PROJECT	

Rev. 11-9-11

Rev.

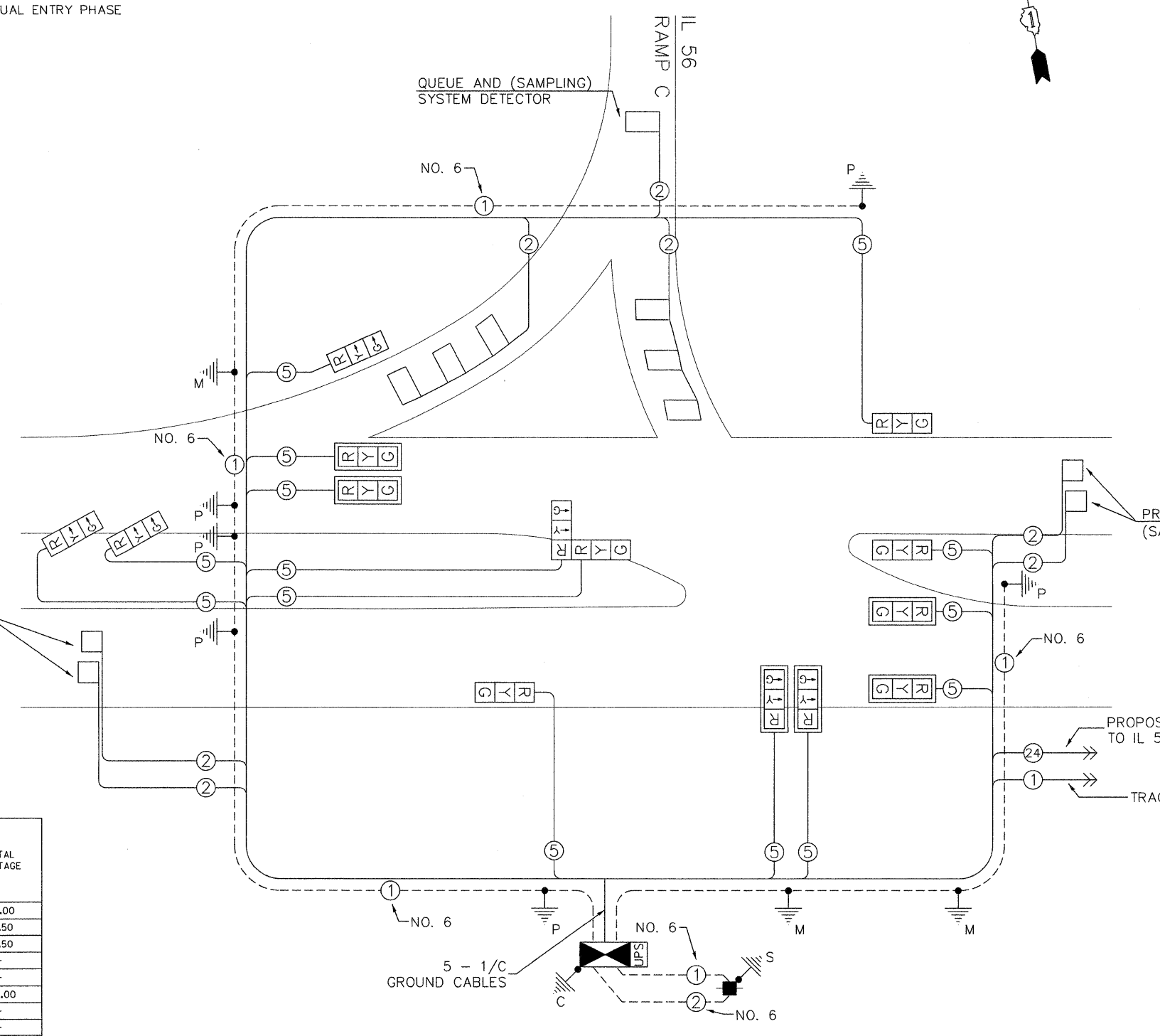
CONTROLLER SEQUENCE



PHASE DESIGNATION DIAGRAM

SCHEDULE OF QUANTITIES

ITEM	UNIT	QUANTITY
CHANGEABLE MESSAGE SIGN	CAL MO	1
SERVICE INSTALLATION, POLE MOUNTED	EACH	1
CONDUIT IN TRENCH, 2" DIA., GALVANIZED STEEL	FOOT	700
CONDUIT IN TRENCH, 2 1/2" DIA., GALVANIZED STEEL	FOOT	45
CONDUIT IN TRENCH, 3" DIA., GALVANIZED STEEL	FOOT	35
CONDUIT IN TRENCH, 4" DIA., GALVANIZED STEEL	FOOT	120
CONDUIT PUSHED, 2" DIA., GALVANIZED STEEL	FOOT	200
CONDUIT PUSHED, 2 1/2" DIA., GALVANIZED STEEL	FOOT	135
CONDUIT PUSHED, 4" DIA., GALVANIZED STEEL	FOOT	245
HANDHOLE	EACH	4
HEAVY-DUTY HANDHOLE	EACH	5
DOUBLE HANDHOLE	EACH	1
TRENCH AND BACKFILL FOR ELECTRICAL WORK	FOOT	875
FULL-ACTUATED CONTROLLER AND TYPE IV CABINET	EACH	1
UNINTERRUPTIBLE POWER SUPPLY	EACH	1
TRANSCEIVER - FIBER OPTIC	EACH	1
ELECTRIC CABLE IN CONDUIT, SIGNAL NO. 14 5C	FOOT	2320
ELECTRIC CABLE IN CONDUIT, LEAD-IN, NO. 14 1 PAIR	FOOT	2170
ELECTRIC CABLE IN CONDUIT, SERVICE, NO. 6 2C	FOOT	125
ELECTRIC CABLE IN CONDUIT, EQUIPMENT GROUNDING CONDUCTOR, NO. 6 1C	FOOT	890
TRAFFIC SIGNAL POST, GALVANIZED STEEL, 14 FT	EACH	6
STEEL MAST ARM ASSEMBLY AND POLE, 30 FT.	EACH	1
STEEL COMBINATION MAST ARM ASSEMBLY AND POLE 30 FT	EACH	1
STEEL COMBINATION MAST ARM ASSEMBLY AND POLE 46 FT	EACH	1
CONCRETE FOUNDATION, TYPE A	FOOT	24
CONCRETE FOUNDATION, TYPE C	FOOT	4
CONCRETE FOUNDATION, TYPE E 30-INCH DIAMETER	FOOT	20
CONCRETE FOUNDATION, TYPE E 36-INCH DIAMETER	FOOT	13
SIGNAL HEAD LED, 1-FACE, 3-SECTION, MAST ARM MOUNTED	EACH	6
SIGNAL HEAD LED, 1-FACE, 3-SECTION, BRACKET MOUNTED	EACH	6
SIGNAL HEAD, LED, 2-FACE, 3-SECTION, BRACKET MOUNTED	EACH	1
TRAFFIC SIGNAL BACKPLATE, LOUVERED, ALUMINUM	EACH	6
INDUCTIVE LOOP DETECTOR	EACH	7
DETECTOR LOOP, TYPE I	FOOT	385



PROP. INTERSECTION AND (SAMPLING) SYSTEM DETECTORS

PROP. INTERSECTION AND (SAMPLING) SYSTEM DETECTORS

PROPOSED INTERCONNECT TO IL 56 EAST RAMPS

TRACER CABLE

I.D.O.T. TRAFFIC SIGNAL INSTALLATION ELECTRICAL SERVICE REQUIREMENTS

TYPE	NO. OF LAMPS	WATTAGE		% OPERATION	TOTAL WATTAGE
		INCAND.	LED		
SIGNAL (RED)	14	17	0.50	119.00	
(YELLOW)	14	25	0.25	87.50	
(GREEN)	14	15	0.25	52.50	
ARROW	-	12	0.10	-	
PED. SIGNAL	-	25	1.00	-	
CONTROLLER	1	100	1.00	100.00	
ILLUM. SIGN	-	25	0.05	-	
VIDEO SYSTEM	-	-	1.00	-	
FLASHER	-	-	0.50	-	
ENERGY COSTS TO:		TOTAL =		359.00	

CABLE PLAN

THE END OF THE TRACER CABLE SHALL BE CONTINUOUS AND EXTEND INTO THE CONTROLLER CABINET.

RESTORATION OF WORK AREA. RESTORATION OF THE TRAFFIC SIGNAL WORK AREA SHALL BE INCIDENTAL TO THE RELATED PAY ITEM SUCH AS FOUNDATION, CONDUIT, HANDHOLE, TRENCH AND BACKFILL, ETC., AND NO EXTRA COMPENSATION SHALL BE ALLOWED. ALL ROADWAY SURFACES SUCH AS SHOULDERS, MEDIANS, SIDEWALKS, PAVEMENT, ETC. SHALL BE REPLACED IN KIND. ALL DAMAGE TO MOWED LAWNS SHALL BE REPLACED WITH AN APPROVED SOD, AND ALL DAMAGE TO UNMOWED FIELDS SHALL BE SEEDED IN ACCORDANCE WITH STANDARD SPECIFICATIONS 252 AND 250 RESPECTIVELY.

ADDENDUM 1 : ELIMINATION OF EMERGENCY VEHICLE PREEMPTION EQUIPMENT

ILLINOIS DEPARTMENT OF TRANSPORTATION
 DIVISION OF HIGHWAYS / DISTRICT 1
 201 WEST CENTER COURT / SCHAUMBURG, ILLINOIS 60196-1096
 ENERGY SUPPLY: CONTACT: TOM PERKINS
 PHONE: (847) 894-7968
 COMPANY: COMMONWEALTH EDISON

FILE NAME =	USER NAME = plascencia	DESIGNED - IP	REVISED - 10/28/2011
#FILEABBREV#		DRAWN - IP	REVISED -
		CHECKED - DAG	REVISED -
		DATE - 08/25/2011	REVISED -

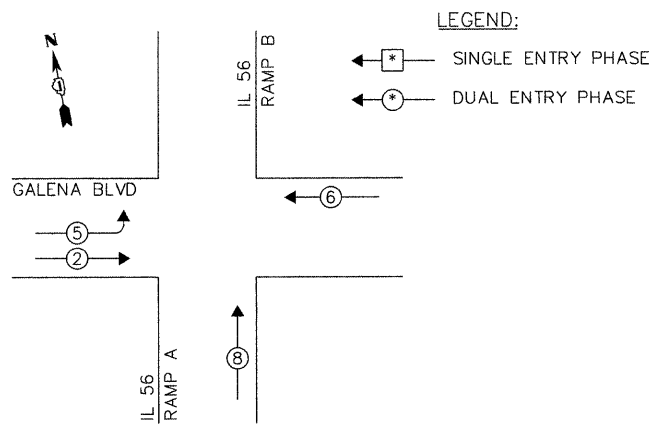
STATE OF ILLINOIS
 DEPARTMENT OF TRANSPORTATION

SCHEDULE OF QUANTITIES, CABLE PLAN, PHASE DESIGNATION DIAGRAM AND EMERGENCY VEHICLE PREEMPTION SEQUENCE
 GALENA BLVD AND IL 56 WEST RAMPS

SCALE: 1" =	SHEET NO. OF SHEETS	STA. TO STA.
-------------	---------------------	--------------

F.A.U. RTE. 573	SECTION 61HB-1-R	COUNTY KANE	TOTAL SHEETS 110	SHEET NO. 38
FED. ROAD DIST. NO. ILLINOIS FED. AID PROJECT			CONTRACT NO. 60K76	

CONTROLLER SEQUENCE



PHASE DESIGNATION DIAGRAM

PROP. INTERSECTION AND (SAMPLING) SYSTEM DETECTORS

PROPOSED INTERCONNECT TO IL 56 WEST RAMP

TRACER CABLE

3 - 1/C GROUND CABLES

QUEUE AND (SAMPLING) SYSTEM DETECTOR

RESTORATION OF WORK AREA. RESTORATION OF THE TRAFFIC SIGNAL WORK AREA SHALL BE INCIDENTAL TO THE RELATED PAY ITEM SUCH AS FOUNDATION, CONDUIT, HANDHOLE, TRENCH AND BACKFILL, ETC., AND NO EXTRA COMPENSATION SHALL BE ALLOWED. ALL ROADWAY SURFACES SUCH AS SHOULDERS, MEDIANS, SIDEWALKS, PAVEMENT, ETC. SHALL BE REPLACED IN KIND. ALL DAMAGE TO MOWED LAWNS SHALL BE REPLACED WITH AN APPROVED SOD, AND ALL DAMAGE TO UNMOWED FIELDS SHALL BE SEEDED IN ACCORDANCE WITH STANDARD SPECIFICATIONS 252 AND 250 RESPECTIVELY.

THE END OF THE TRACER CABLE SHALL BE CONTINUOUS AND EXTEND INTO THE CONTROLLER CABINET.

PROP. INTERSECTION AND (SAMPLING) SYSTEM DETECTORS

SCHEDULE OF QUANTITIES

ITEM	UNIT	QUANTITY
CHANGEABLE MESSAGE SIGN	CAL MO	1
SERVICE INSTALLATION, POLE MOUNTED	EACH	1
CONDUIT IN TRENCH, 2" DIA., GALVANIZED STEEL	FOOT	950
CONDUIT IN TRENCH, 2 1/2" DIA., GALVANIZED STEEL	FOOT	110
CONDUIT IN TRENCH, 3" DIA., GALVANIZED STEEL	FOOT	65
CONDUIT IN TRENCH, 4" DIA., GALVANIZED STEEL	FOOT	80
CONDUIT PUSHED, 2" DIA., GALVANIZED STEEL	FOOT	220
CONDUIT PUSHED, 2 1/2" DIA., GALVANIZED STEEL	FOOT	60
CONDUIT PUSHED, 3" DIA., GALVANIZED STEEL	FOOT	100
CONDUIT PUSHED, 4" DIA., GALVANIZED STEEL	FOOT	330
HANDHOLE	EACH	4
HEAVY-DUTY HANDHOLE	EACH	6
DOUBLE HANDHOLE	EACH	1
TRENCH AND BACKFILL FOR ELECTRICAL WORK	FOOT	1120
FULL-ACTUATED CONTROLLER AND TYPE V CABINET	EACH	1
UNINTERRUPTIBLE POWER SUPPLY	EACH	1
TRANSCIEVER - FIBER OPTIC	EACH	1
ELECTRIC CABLE IN CONDUIT, SIGNAL NO. 14 5C	FOOT	3080
ELECTRIC CABLE IN CONDUIT, SIGNAL NO. 14 7C	FOOT	410
ELECTRIC CABLE IN CONDUIT, LEAD-IN, NO. 14 1 PAIR	FOOT	2170
ELECTRIC CABLE IN CONDUIT, SERVICE, NO. 6 2C	FOOT	190
ELECTRIC CABLE IN CONDUIT, EQUIPMENT GROUNDING CONDUCTOR, NO. 6 1C	FOOT	1080
TRAFFIC SIGNAL POST, GALVANIZED STEEL, 14 FT	EACH	4
TRAFFIC SIGNAL POST, GALVANIZED STEEL, 16 FT	EACH	2
STEEL COMBINATION MAST ARM ASSEMBLY AND POLE 50 FT	EACH	1
STEEL COMBINATION MAST ARM ASSEMBLY AND POLE WITH DUAL MAST ARMS, 48 FT. AND 30 FT	EACH	1
CONCRETE FOUNDATION, TYPE A	FOOT	24
CONCRETE FOUNDATION, TYPE C	FOOT	4
CONCRETE FOUNDATION, TYPE E 36-INCH DIAMETER	FOOT	29
SIGNAL HEAD, LED, 1-FACE, 3-SECTION, MAST ARM MOUNTED	EACH	6
SIGNAL HEAD, LED, 1-FACE, 3-SECTION, BRACKET MOUNTED	EACH	4
SIGNAL HEAD, LED, 2-FACE, 3-SECTION, BRACKET MOUNTED	EACH	1
SIGNAL HEAD, LED, 2-FACE, 1-3 SECTION, BRACKET MOUNTED	EACH	2
TRAFFIC SIGNAL BACKPLATE, LOUVERED, ALUMINUM	EACH	6
INDUCTIVE LOOP DETECTOR	EACH	8
DETECTOR LOOP, TYPE I	FOOT	510

I.D.O.T. TRAFFIC SIGNAL INSTALLATION ELECTRICAL SERVICE REQUIREMENTS					TOTAL WATTAGE
TYPE	NO. OF LAMPS	INCAND.	LED	% OPERATION	
SIGNAL (RED)	16		17	0.50	136.00
(YELLOW)	16		25	0.25	100.00
(GREEN)	16		15	0.25	60.00
ARROW	4		12	0.10	4.80
PED. SIGNAL	-		25	1.00	-
CONTROLLER	1		100	1.00	100.00
ILLUM. SIGN	-		25	0.05	-
VIDEO SYSTEM	-		-	1.00	-
FLASHER				0.50	
ENERGY COSTS TO:				TOTAL =	400.80

ILLINOIS DEPARTMENT OF TRANSPORTATION
 DIVISION OF HIGHWAYS / DISTRICT 1
 201 WEST CENTER COURT / SCHAUMBURG, ILLINOIS 60196-1096
 ENERGY SUPPLY: CONTACT: TOM PERKINS
 PHONE: (847) 894-7968
 COMPANY: COMMONWEALTH EDISON

ADDENDUM 1: ELIMINATION OF EMERGENCY VEHICLE PREEMPTION EQUIPMENT

FILE NAME =	USER NAME = plascencia	DESIGNED - IP	REVISED - 10/28/2011
#FILE ABBREVS		DRAWN - IP	REVISED -
		CHECKED - DAG	REVISED -
		DATE - 08/25/2011	REVISED -

STATE OF ILLINOIS
 DEPARTMENT OF TRANSPORTATION

SCHEDULE OF QUANTITIES, CABLE PLAN, PHASE DESIGNATION DIAGRAM AND EMERGENCY VEHICLE PREEMPTION SEQUENCE
 GALENA BLVD AND IL 56 EAST RAMP

SCALE: 1" = SHEET NO. OF SHEETS STA. TO STA.

F.A.U. RTE.	SECTION	COUNTY	TOTAL SHEETS	SHEET NO.
573	61HB-1-R	KANE	110	41
FED. ROAD DIST. NO.			ILLINOIS FED. AID PROJECT	
			CONTRACT NO. 60K76	