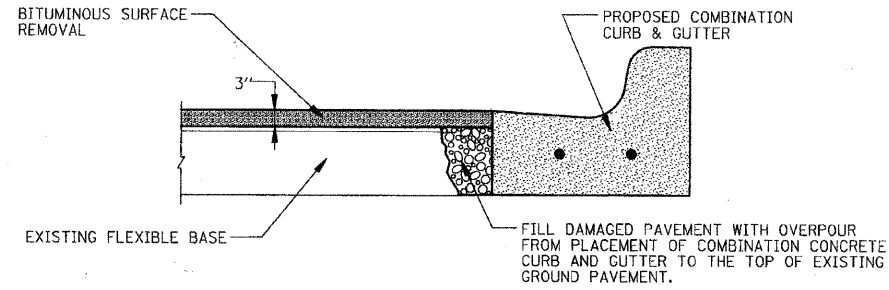
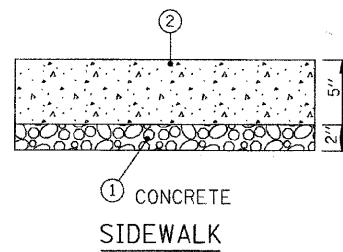


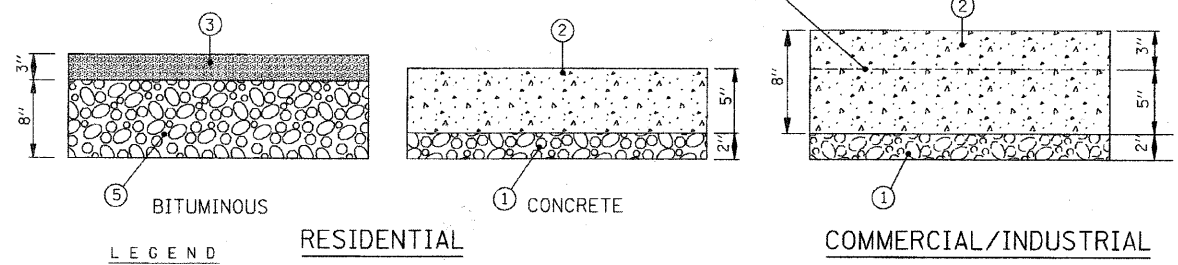
DATE: _____ BY: _____
 SUPERVISOR: _____ PLANNING: _____
 ALIGNMENT CHECKED: _____
 PLAN: _____ NOTE BOOK: _____
 NO. _____

DATE: _____ BY: _____
 SUPERVISOR: _____ PLOTTED: _____
 CHECKER: _____
 PROFILE: _____
 NO. _____



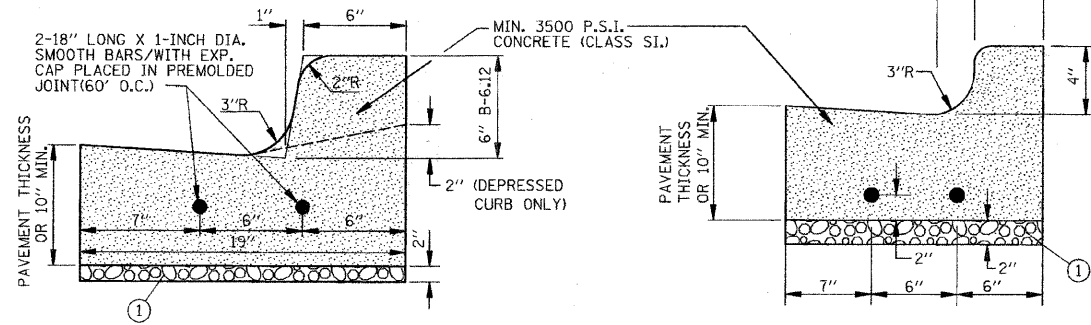
**PAVEMENT RESTORATION DETAIL
 ADJACENT TO REMOVED AND REPLACED CURB & GUTTER**

ALL WORK INCLUDED IN THE COST OF THE ASSOCIATED CURB AND GUTTER AND CURB AND GUTTER REMOVAL PAY ITEMS. (AREAS WITH NO PAVEMENT IMPROVEMENTS)



- LEGEND**
- ① SUB-BASE GRANULAR MATERIAL, TYPE B
 - ② CLASS SI CONCRETE
 - ③ HOT-MIX ASPHALT SURFACE COURSE, MIX "C", N50
 - ④ 6" x 6" #6 WIRE MESH
 - ⑤ AGGREGATE BASE COURSE, TYPE B

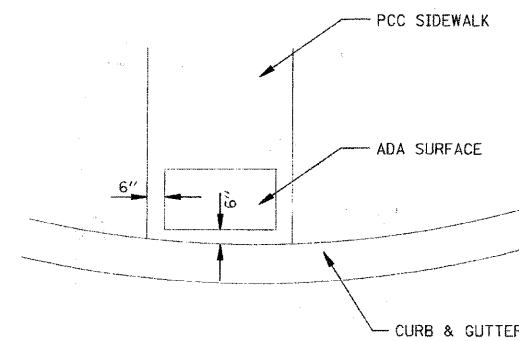
DRIVEWAYS/APRONS



NOTE:
 USE TWO NO. 5 RE-BARS FOR 10' ON EITHER SIDE OF ALL UTILITY TRENCHES. INSTALL 1" EXPANSION JOINT AT POINTS OF CURVATURE, AT CONSTRUCTION JOINTS AND AT A DISTANCE NOT TO EXCEED 60'. CONTRACTION JOINTS SHALL BE PLACED BETWEEN EXPANSION JOINTS AT DISTANCES NOT TO EXCEED 15'.

**COMBINATION CURB & GUTTER
 TYPE B-6.12**

**COMBINATION CURB & GUTTER
 TYPE B (MODIFIED)**



**DETECTABLE WARNING DETAIL
 NOT TO SCALE**

FILE NAME =	USER NAME =	DESIGNED -	REVISED -	STATE OF ILLINOIS DEPARTMENT OF TRANSPORTATION	STATE PARKWAY VILLAGE DETAILS	F.A.U. RTE. 1103	SECTION 11-00106-00-RS	COUNTY COOK	TOTAL SHEETS 19	SHEET NO. 10	
		DRAWN -	REVISED -			SCALE:	SHEET NO. 1 OF 1 SHEETS STA.	CONTRACT NO. 63637			
		CHECKED -	REVISED -					FED. ROAD DIST. NO. 1 ILLINOIS FED. AID PROJECT M-9003703			
		DATE - 9/9/2011	REVISED -								