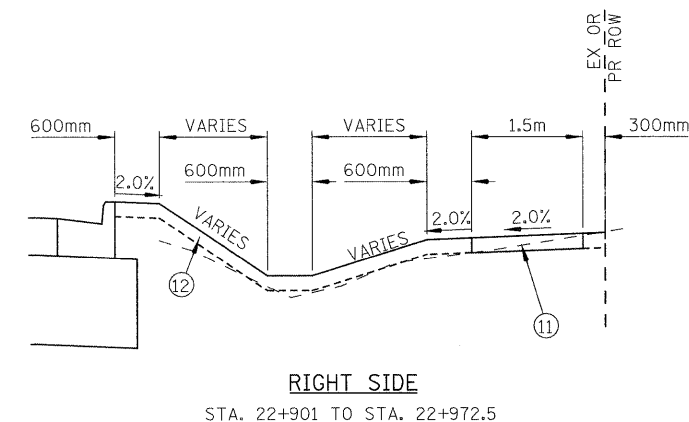
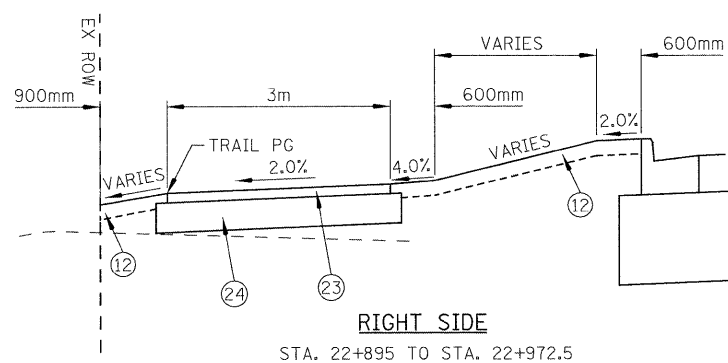
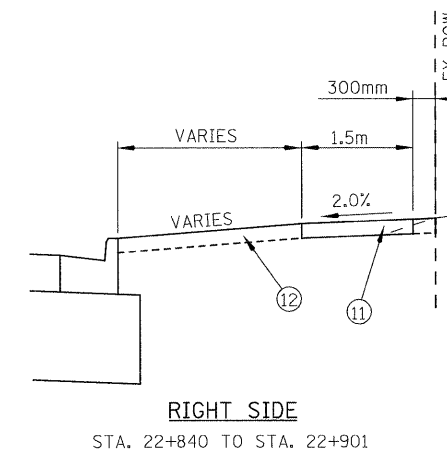
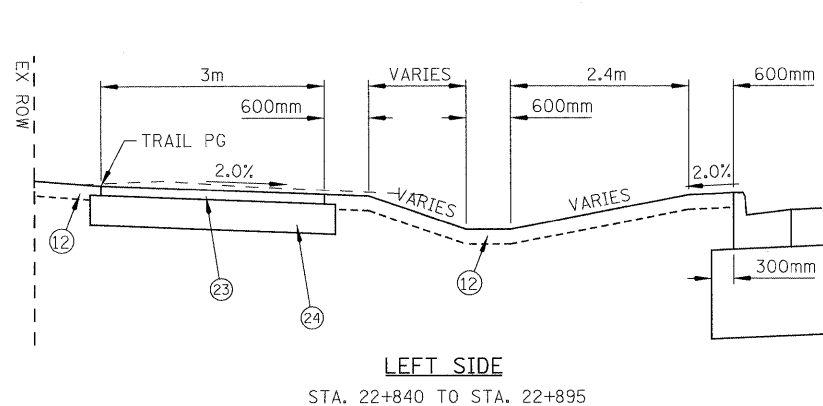
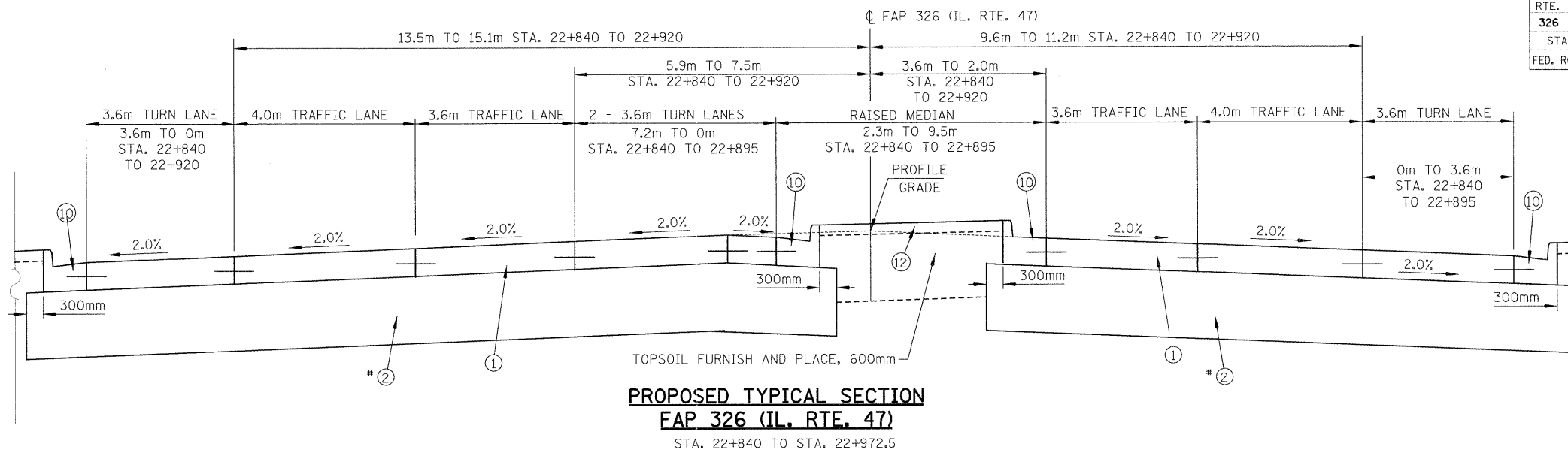


F.A.P. RTE.	SECTION	COUNTY	TOTAL SHEETS	SHEET NO.
326	(6CS,13C,108,109)R	KENDALL	931	50
STA.	TO STA.			
FED. ROAD DIST. NO.	ILLINOIS	FED. AID PROJECT		

* ADDITIONAL 300mm OF AGGREGATE SUBGRADE TO BE PLACED WITHIN THE FOLLOWING STATION LIMITS

- 18+450 TO 19+150
- 19+350 TO 19+450
- 19+550 TO 19+750
- 20+330 TO 20+475
- 20+800 TO 20+975
- 21+450 TO 21+620
- 21+850 TO 22+050
- 22+250 TO 22+350
- 22+850 TO 23+250



LEGEND

- | | | |
|---|--|--|
| ① PORTLAND CEMENT CONCRETE PAVEMENT 250MM (JOINTED) | ⑨ COMBINATION CONCRETE CURB & GUTTER, TYPE B-15.30 | ⑰ CONCRETE MEDIAN, TYPE SB-15.30 (DOWELLED) |
| ② AGGREGATE SUBGRADE 300mm OR 600mm | ⑩ COMBINATION CONCRETE CURB & GUTTER, TYPE B-15.60 | ⑱ CONCRETE CURB, TYPE B (SPECIAL) |
| ③ HOT-MIX ASPHALT SURFACE COURSE, MIX "E", N90, 38mm | ⑪ PORTLAND CEMENT CONCRETE SIDEWALK 100mm | ⑲ STRIP REFLECTIVE CRACK CONTROL, SYS. A |
| ④ HOT-MIX ASPHALT BASE COURSE WIDENING, 270mm | ⑫ TOPSOIL FURNISH AND PLACE, 100mm | ⑳ BITUMINOUS MATERIALS (PRIME COAT) |
| ⑤ HOT-MIX ASPHALT SHOULDERS 200mm | ⑬ HOT-MIX ASPHALT BASE COURSE, 115mm | ㉑ AGGREGATE (PRIME COAT) |
| ⑥ HOT-MIX ASPHALT SHOULDERS 250mm | ⑭ CORRUGATED MEDIAN (DOWELLED) | ㉒ AGGREGATE SHOULDERS TYPE B 150mm |
| ⑦ POLYMERIZED LEVELING BINDER (MACHINE METHOD), N50 (25mm MIN.) | ⑮ CONCRETE MEDIAN TYPE SB-15.60 (DOWELLED) | ㉓ HOT-MIX ASPHALT SURFACE COURSE, MIX "C", N30, 64mm |
| ⑧ HOT-MIX ASPHALT SURFACE REMOVAL (VARIABLE DEPTH) | ⑯ CONCRETE MEDIAN TYPE M-5 (DOWELLED) | ㉔ AGGREGATE BASE COURSE, TYPE B, 150mm |

REVISIONS		ILLINOIS DEPARTMENT OF TRANSPORTATION
NAME	DATE	
		PROPOSED TYPICAL SECTION FAP 326 (IL. RTE. 47)

DRAWN BY EDW
CHECKED BY
DATE