CONTRACT NO. 66671

F.A.P. RTE.	SECTION	COUNTY	TOTAL SHEETS	SHEET NO.
326	(5CS,13C,108,109)R	KENDALL	931	687
STA.		TO STA.		
FED. ROAD DIST. NO.		ILLINOIS	FED. AID PROJECT	

Notes:

All concrete for barrier wall shall be Class BS according to Article 1020.04 of the Standard Specifications. Surface of barrier shall receive a rubbed finish according to Article 503.15(b) of the Standard Specifications.

All parts of the barrier including concrete and reinforcing will be paid for at the contract unit price per foot for Concrete Barrier Wall (Special).

Holes and recesses must be formed or cored. Drilling is not permitted.

Aluminum sheets shall be according to ASTM B209 alloy 3003-H14.

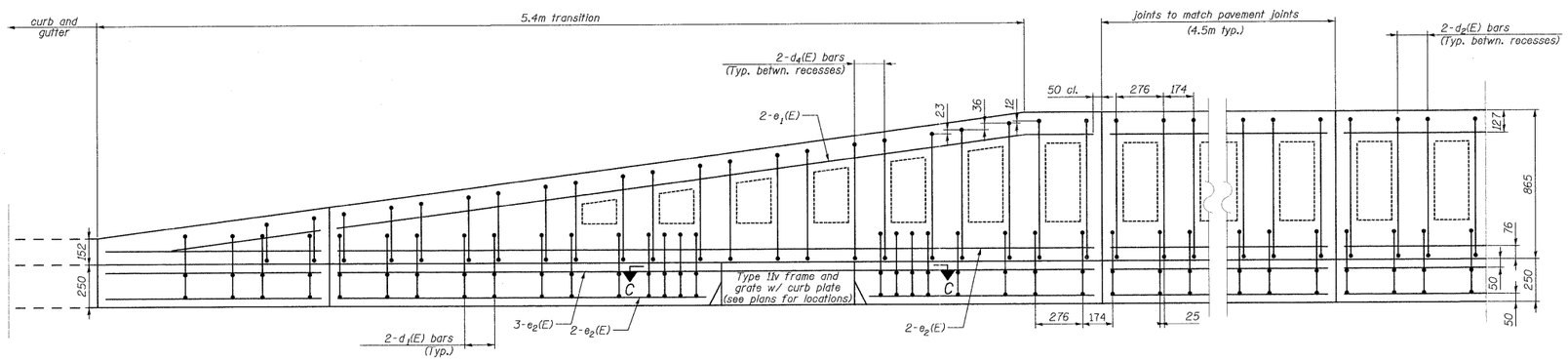

TYPICAL REINFORCEMENT PLACEMENT

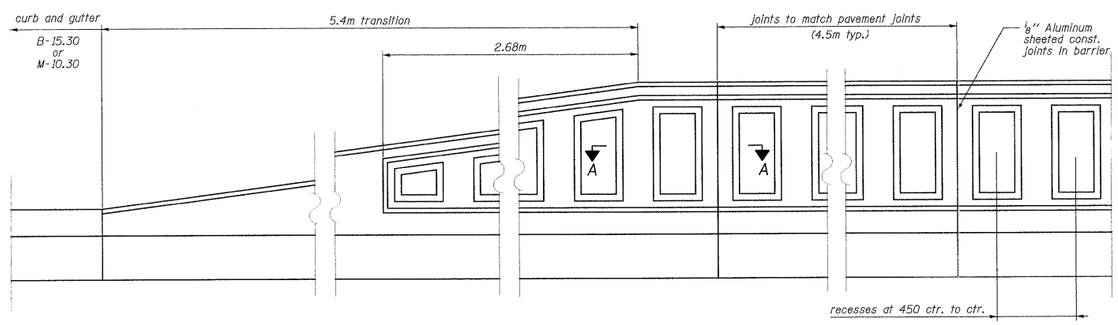

ELEVATION

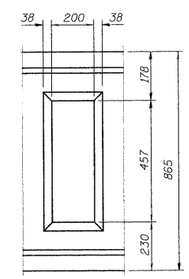

RECESS DETAIL

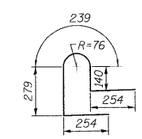

BAR $d_1(E)$

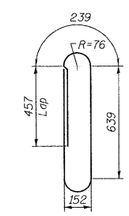

BAR $d_2(E)$

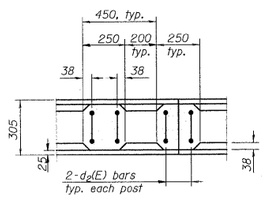

SECTION A-A

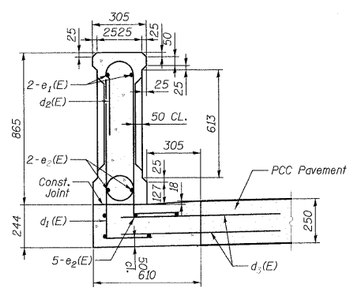

SECTION B-B

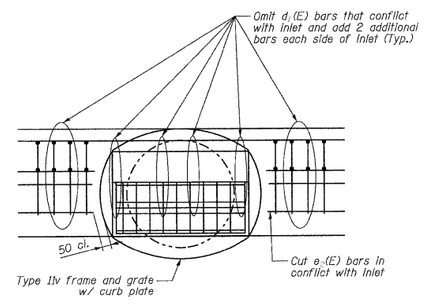

SECTION C-C

Reinforcement modifications at inlets

BAR LIST

Bar	Size	Length	Shape
$d_1(E)$	#16	1.166m	
$d_2(E)$	#16	2.213m	
$d_3(E)$	#19	750	
$d_4(E)$	#16	varies	
$e_1(E)$	#22	4.4m	
$e_2(E)$	#16	4.4m	

*Length of bar $d_3(E)$ varies as shown on the plan.

REVISIONS	
NAME	DATE

ILLINOIS DEPARTMENT OF TRANSPORTATION

DOWNTOWN DETAILS
CONCRETE BARRIER WALL

DRAWN BY
DATE CHECKED BY

HMG JOB NO. 5122

FILE: 679-688DET_SHT_downtown details.dgn
PLOTTED: 8/11/2011