Notes:
See sheet 19 of 43 for Sections C-C & D-D and View E-E.
$a_4(E)$ and $a_5(E)$ bar spacings measured along Bridge Chord.

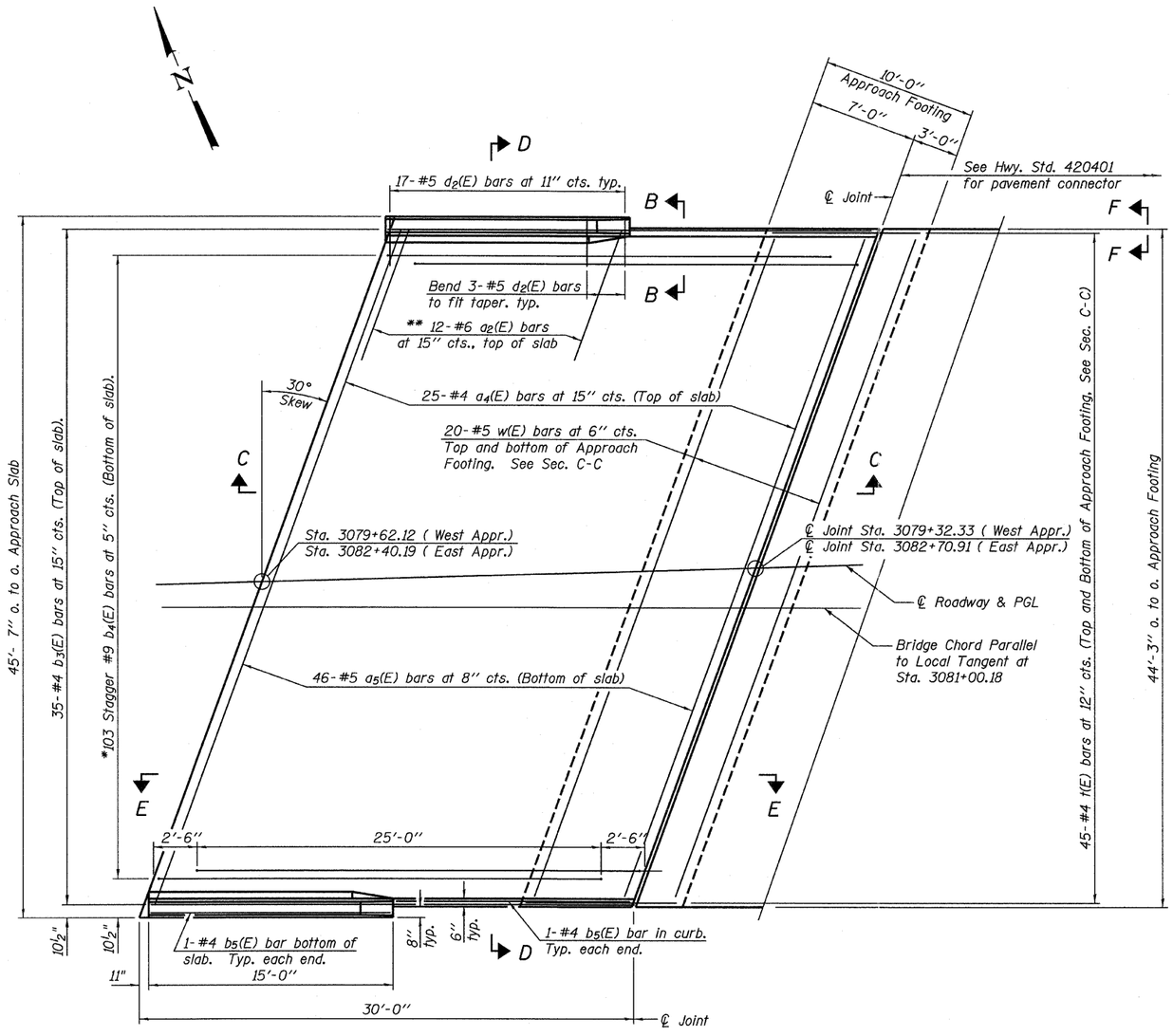

PLAN
(East Approach Shown)
* Tilt #9 $b_4(E)$ bars as required to maintain clearance.
** Space between $a_4(E)$ bars, typ. each parapet.

*** Cost included with Concrete Superstructure.

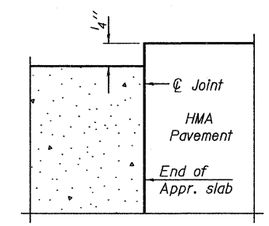

FLEXIBLE PAVEMENT

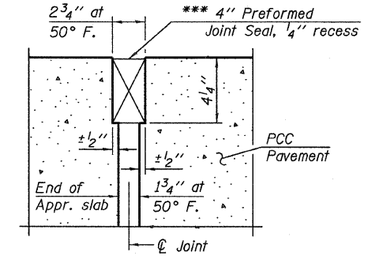

RIGID PAVEMENT

DETAIL A

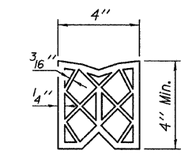

PREFORMED JOINT SEAL

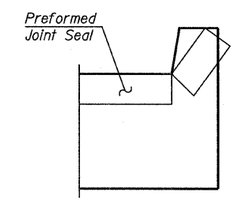

VIEW F-F

Angle Preformed Joint Seal at 45° at curbs when req'd for drainage.

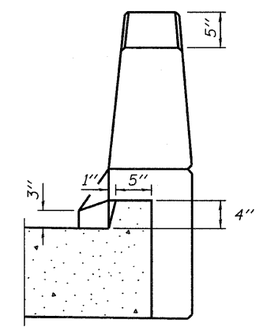

VIEW B-B

(Sheet 1 of 2)

FILE NAME = TYLIN INTERNATIONAL	USER NAME =	DESIGNED - DY	REVISED -	STATE OF ILLINOIS DEPARTMENT OF TRANSPORTATION	BRIDGE APPROACH SLAB DETAILS – WESTBOUND STRUCTURE NO. 006-0176 EB AND 006-0177 WB
		CHECKED - PF	REVISED -		
	PLOT SCALE =	DRAWN - DY	REVISED -		
	PLOT DATE = 09/13/2011	CHECKED - PF	REVISED -		SHEET NO. 18 OF 43 SHEETS

F.A.I. RTE.	SECTION	COUNTY	TOTAL SHEETS	SHEET NO.
80	(06-5)MBR-1,VBR(06-6)RS-3&I	BUREAU	249	122
		CONTRACT NO. 66686		
		ILLINOIS FED. AID PROJECT		

$FILE$ $TIME$ $DATE$

...\Wapp01WB.dgn 10/5/2011 7:13:20 PM