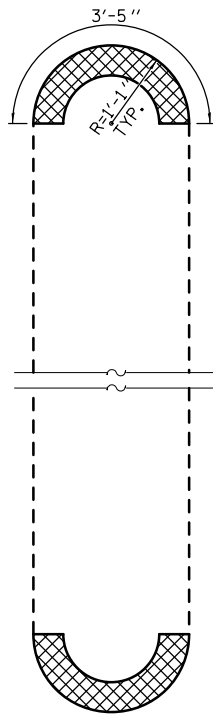
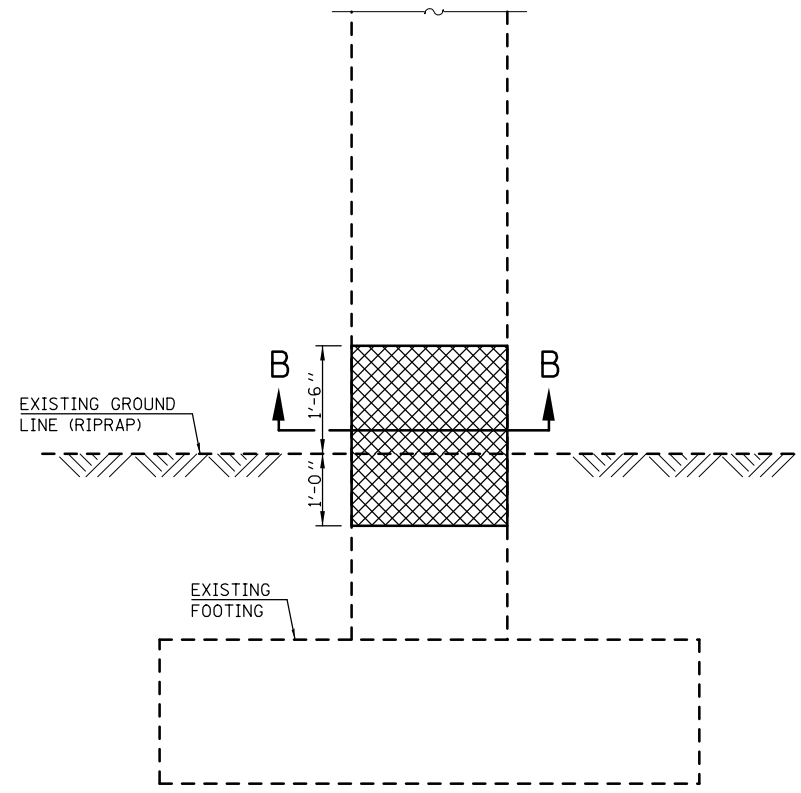


SUBSTRUCTURE REPAIR PLAN

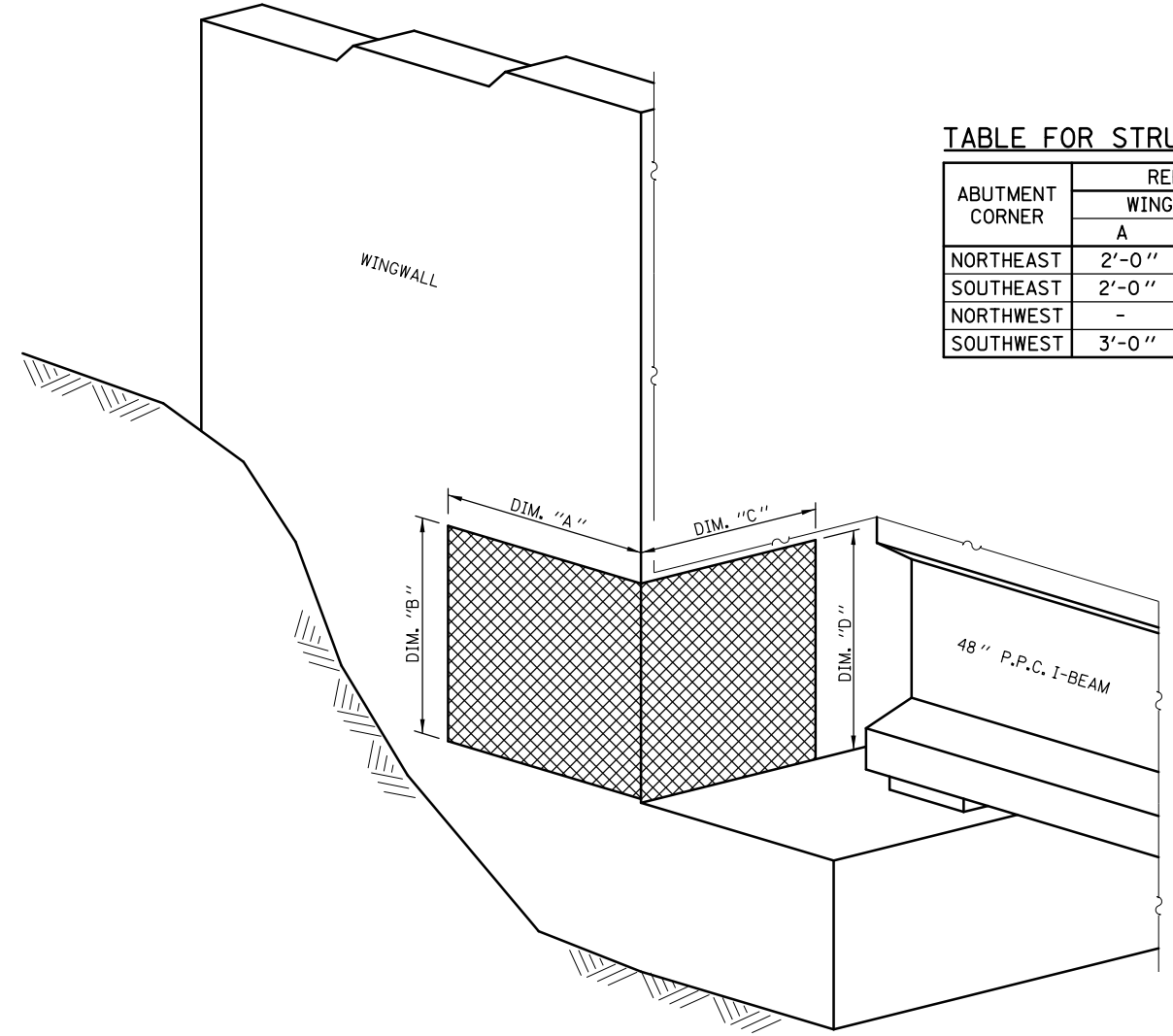
S.N. 092-0144



SECTION B-B



ELEVATION AT PIER



ISOMETRIC VIEW AT ABUTMENT CORNER

TABLE FOR STRUCTURAL REPAIR OF CONCRETE

ABUTMENT CORNER	REPAIR AREA DIMENSIONS				REPAIR AREA SQ. FT.
	WINGWALL		BACKWALL		
	A	B	C	D	
NORTHEAST	2'-0"	4'-3"	2'-6"	4'-3"	19.1
SOUTHEAST	2'-0"	4'-3"	2'-6"	4'-3"	19.1
NORTHWEST	-	-	2'-6"	4'-3"	10.6
SOUTHWEST	3'-0"	4'-3"	2'-6"	4'-3"	23.4

LEGEND

STRUCTURAL REPAIR OF CONCRETE, DEPTH EQUAL TO OR LESS THAN 5"

NOTE:

SEE SPECIAL PROVISION FOR STRUCTURAL REPAIR OF CONCRETE.

BILL OF MATERIALS

ITEM	UNIT	TOTAL
STRUCTURAL REPAIR OF CONCRETE, DEPTH EQUAL TO OR LESS THAN 5"	SQ FT	90.0