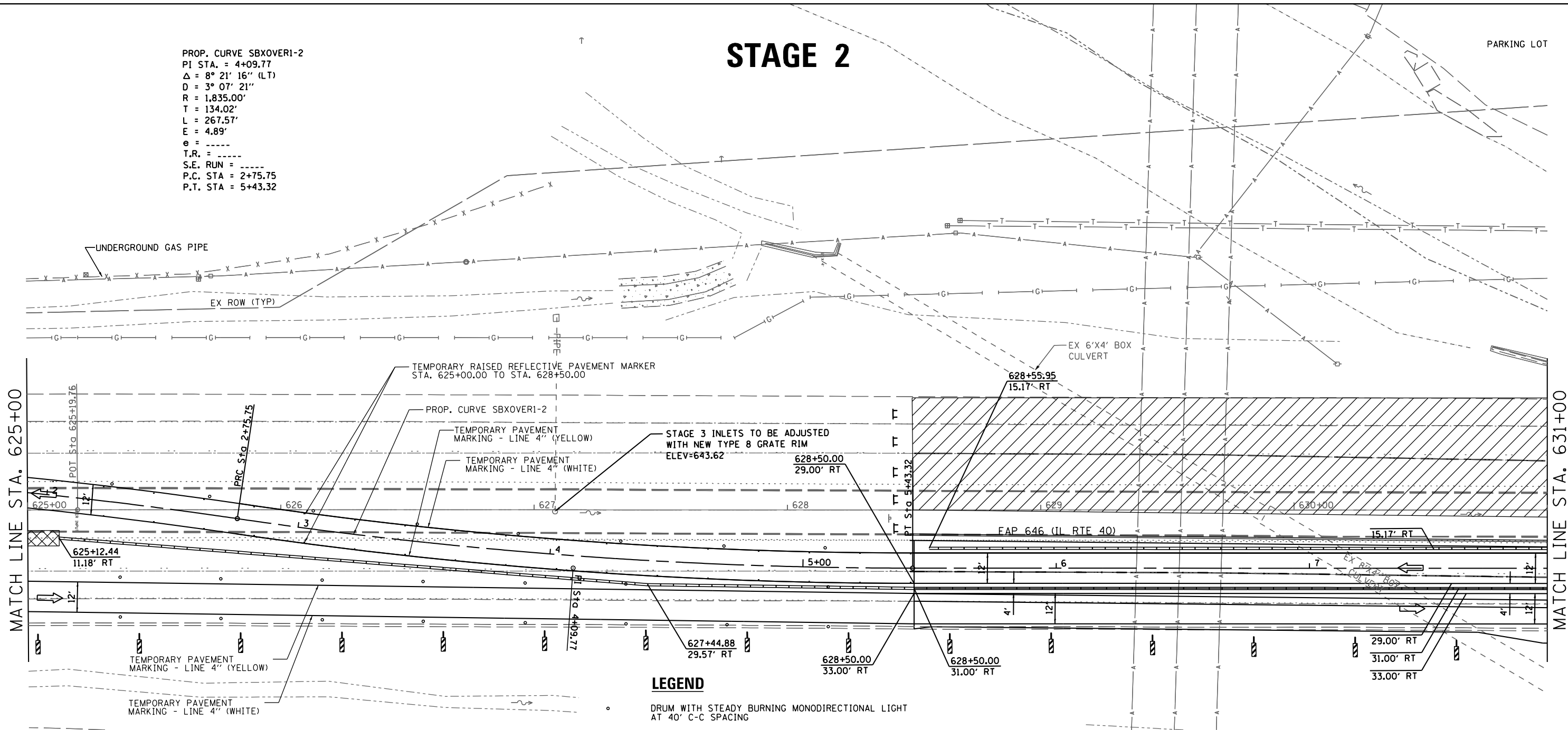


# STAGE 2











PROP. CURVE SBXOVERI-2  
 PI STA. = 4+09.77  
 $\Delta = 8^\circ 21' 16''$  (LT)  
 $D = 3^\circ 07' 21''$   
 $R = 1,835.00'$   
 $T = 134.02'$   
 $L = 267.57'$   
 $E = 4.89'$   
 $e = \text{-----}$   
 $T.R. = \text{-----}$   
 $S.E. \text{ RUN} = \text{-----}$   
 P.C. STA = 2+75.75  
 P.T. STA = 5+43.32



MATCH LINE STA. 625+00

MATCH LINE STA. 631+00

### LEGEND

-  DRUM WITH STEADY BURNING MONODIRECTIONAL LIGHT AT 40' C-C SPACING
-  BARRICADE TYPE III WITH FLASHING LIGHTS, QUANTITY AS REQUIRED FOR PROPER CLOSURE TO SATISFACTION OF THE ENGINEER
-  VERTICAL PANEL
-  TEMPORARY PAVEMENT MARKING
-  TEMPORARY CONCRETE BARRIER
-  IMPACT ATTENUATORS, TEMPORARY (NON-REDIRECTIVE), TEST LEVEL 3 (UNLESS NOTED OTHERWISE)
-  TEMPORARY PAVEMENT CONSTRUCTED IN PRE-STAGE
-  TRAFFIC SIGN
-  DIRECTION OF TRAFFIC
-  WORK ZONE

### STAGE 2 NOTES:

1. CONSTRUCT THE WEST SIDE OF THE BRIDGE AND ROADWAY INCLUDING SHOULDERS AND GUARDRAIL.
2. RELOCATE TEMPORARY CONCRETE BARRIER (TCB) ACCORDING TO STANDARD 704001.
3. REFER TO STANDARD 701416 AND DISTRICT STANDARDS FOR ADDITIONAL SIGNS AND DEVICES NOT SHOWN.
4. TCB OFFSETS ARE TO THE CENTER OF THE BARRIER.
5. A CHECK BARRICADE SHALL BE PLACED IN THE MIDDLE OF THE CLOSED LANE AT THE SHOULDER AT 1000' CENTERS.
6. NO EQUIPMENT, MATERIALS, OR OTHER HAZARDS SHALL BE STORED WITHIN 3'-6" OF THE TCB, 25' OF TEMPORARY IMPACT ATTENUATORS AND TCB HINGE POINTS, AND 5' OF GUARDRAIL.
7. RELOCATE ALL EXISTING SPEED LIMIT SIGNS AND REDUCED SPEED LIMIT AHEAD SIGNS TO OFFSETS SHOWN IN STANDARD 701901.
8. INSTALL PERMANENT PAVEMENT MARKINGS USING STANDARD 701426.



FILE NAME = s:\p1\6380--6395\6346\025\micro\sh\0264C17-sht-staging18.dgn



USER NAME = brianf	DESIGNED - VLF	REVISED -
PLOT SCALE = 40.0000' / in.	DRAWN - DJW	REVISED -
PLOT DATE = 8/14/2014	CHECKED - MAG	REVISED -
	DATE - 8-14-14	REVISED -

STATE OF ILLINOIS  
 DEPARTMENT OF TRANSPORTATION

MAINTENANCE OF TRAFFIC  
 STAGE 2

SCALE: 1" = 20' SHEET 18 OF 22 SHEETS STA. 625+00 TO STA. 631+00

F.A.P. RTE.	SECTION	COUNTY	TOTAL SHEETS	SHEET NO.
646	101 BR-3	WHITESIDE	130	50
CONTRACT NO. 64C17			FED. ROAD DIST. NO. 2 [ILLINOIS] FED. AID PROJECT	