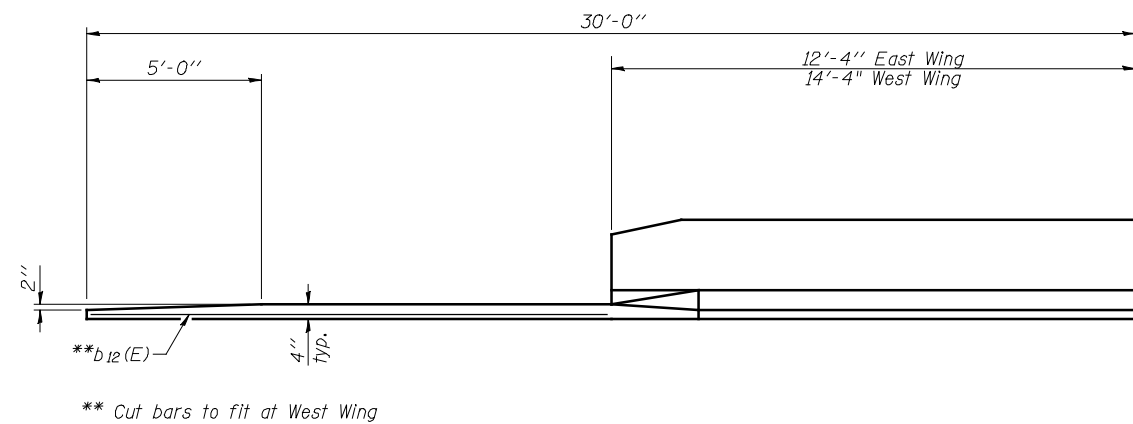
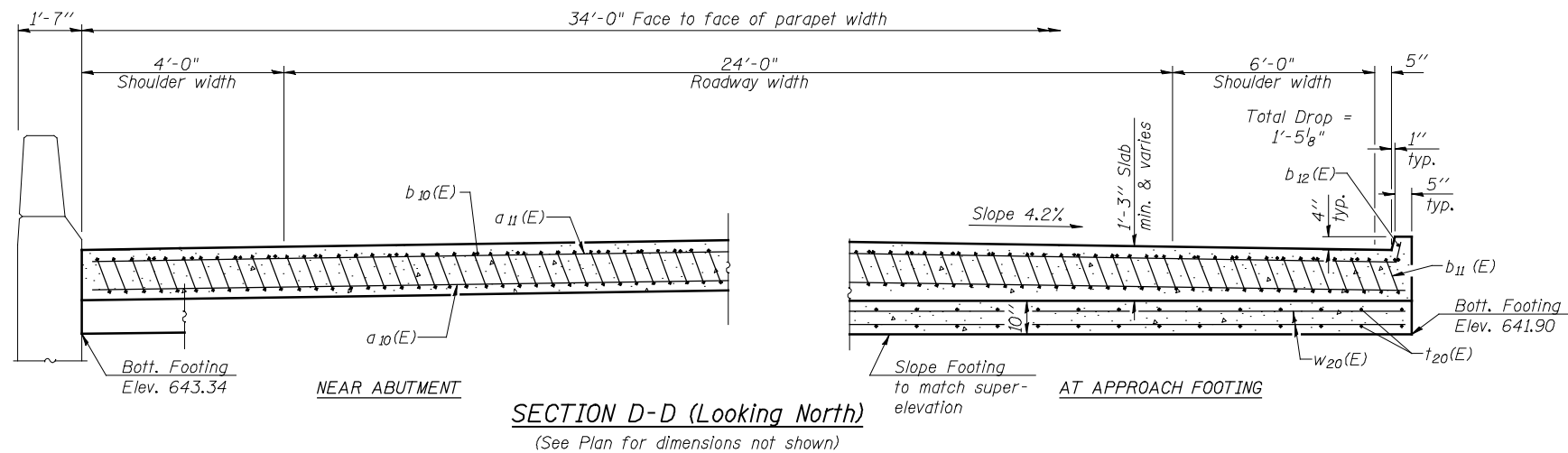
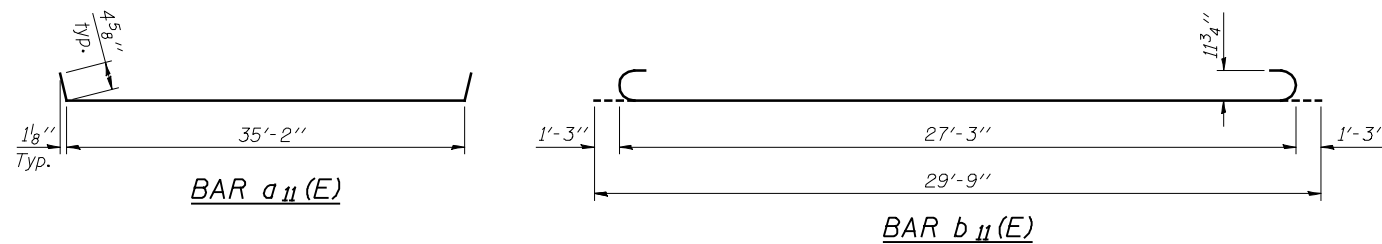


Notes:
 See sheet 20 of 62 for Detail A.
 Approach slab and parapet concrete shall be paid for as Concrete Superstructure.
 Approach footing concrete shall be paid for as Concrete Structures.
 Reinforcement shall be paid for as Reinforcement Bars, Epoxy Coated.
 For v(E) bar details, see sheet 37 & 38 of 62.
 The approach footing maximum applied service bearing pressure (Qmax) = 2.0 ksf.
 For bar splicer details, see sheet 54 of 62.
 Cost of excavation for approach footing included with Concrete Structures.
 For Granular Backfill for Structures and drainage treatment details, see sheet 3 of 62.

* Tilt #9 b₁₁(E) bars as required to maintain clearance.
 *** Cost included with Concrete Superstructure.



VIEW E-E



**NORTH APPROACH SLAB
 BILL OF MATERIAL**

Bar	No.	Size	Length	Shape
a ₁₀ (E)	46	#5	35'-6"	—
a ₁₁ (E)	25	#4	36'-0"	—
b ₁₀ (E)	28	#4	29'-8"	—
b ₁₁ (E)	82	#9	29'-9"	—
b ₁₂ (E)	2	#4	17'-4"	—
t ₂₀ (E)	72	#4	9'-8"	—
w ₂₀ (E)	40	#5	35'-6"	—
Concrete Superstructure		CU YD	52.0	
Concrete Structures		CU YD	11.0	
Reinforcement Bars, Epoxy Coated		POUND	13,120	