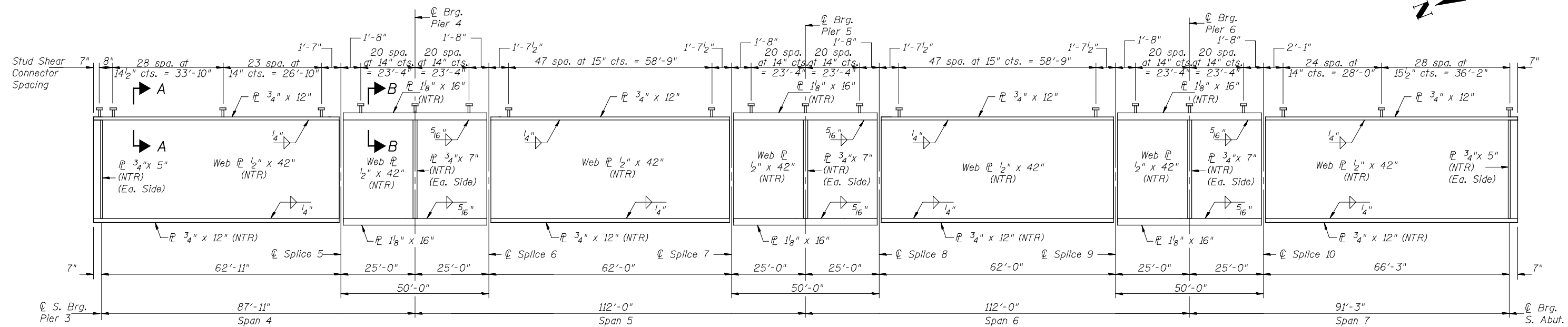
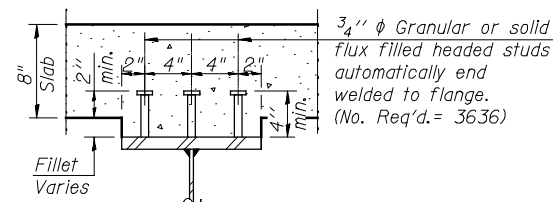


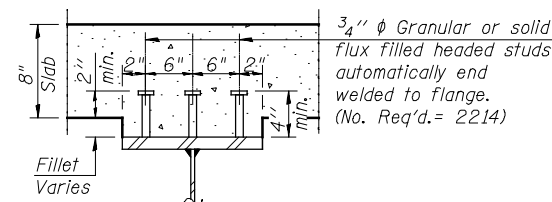
FRAMING PLAN - UNIT 2



GIRDER ELEVATION - UNIT 2



SECTION A-A



SECTION B-B

Notes:
 All diaphragms shall be installed as steel is erected and secured with erection pins and bolts except as otherwise noted. Individual diaphragms at supports may be temporarily disconnected to install bearing anchor rods.
 Load carrying components designated "NTR" shall conform to the Impact Testing Requirement, Zone 2.

Hutchison Engineering, Inc.
 Jacksonville, Peoria, &
 Shorewood, Illinois

USER NAME = jdean
 PLOT SCALE = NONE
 PLOT DATE = 7/25/2013

DESIGNED - JOH
 CHECKED - BAN
 DRAWN - TAC
 CHECKED - JOH/BAN

REVISED -
 REVISED -
 REVISED -
 REVISED -

STATE OF ILLINOIS
 DEPARTMENT OF TRANSPORTATION

STEEL FRAMING PLAN & DETAILS - UNIT 2
 STRUCTURE NO. 062-0086

SHEET NO. 28 OF 62 SHEETS

F.A.P. RTE.	SECTION	COUNTY	TOTAL SHEETS	SHEET NO.
698	(125VBR)BR	MARSHALL	148	53
CONTRACT NO. 68580				
ILLINOIS FED. AID PROJECT				