

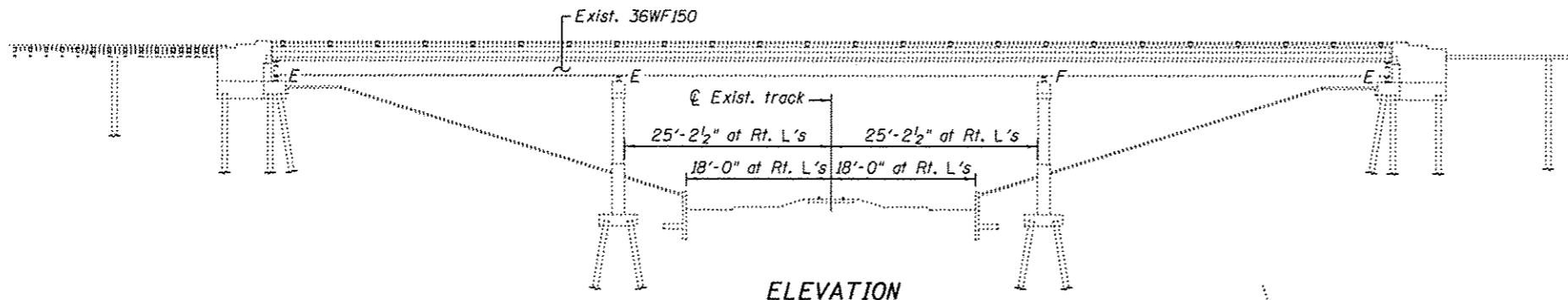
Existing Structure: S.N. 084-0127 & S.N. 084-0128 was built in 1969 as F.A.P 196, Section 1.VB. Each structure consists of a 3 span reinforced concrete deck on continuous WF steel beams supported by 2 reinforced concrete stub abutments and 2 reinforced concrete multiple column piers all founded on steel piles. The deck was patched in 1985 and 1998. The 1998 repair also consisted of a microsilica overlay (for a total deck thickness of 8 7/8") and expansion joint repair. The structural steel was cleaned and painted in 2001. 224'-0" back-to-back abutments and 42'-0" out-to-out of deck. Concrete deck to be patched using temporary lane closures.

INDEX OF SHEETS

1. General Plan and Elevation
2. Deck Slab Repair Plans
3. Existing Plans (For Information Only)

GENERAL NOTES

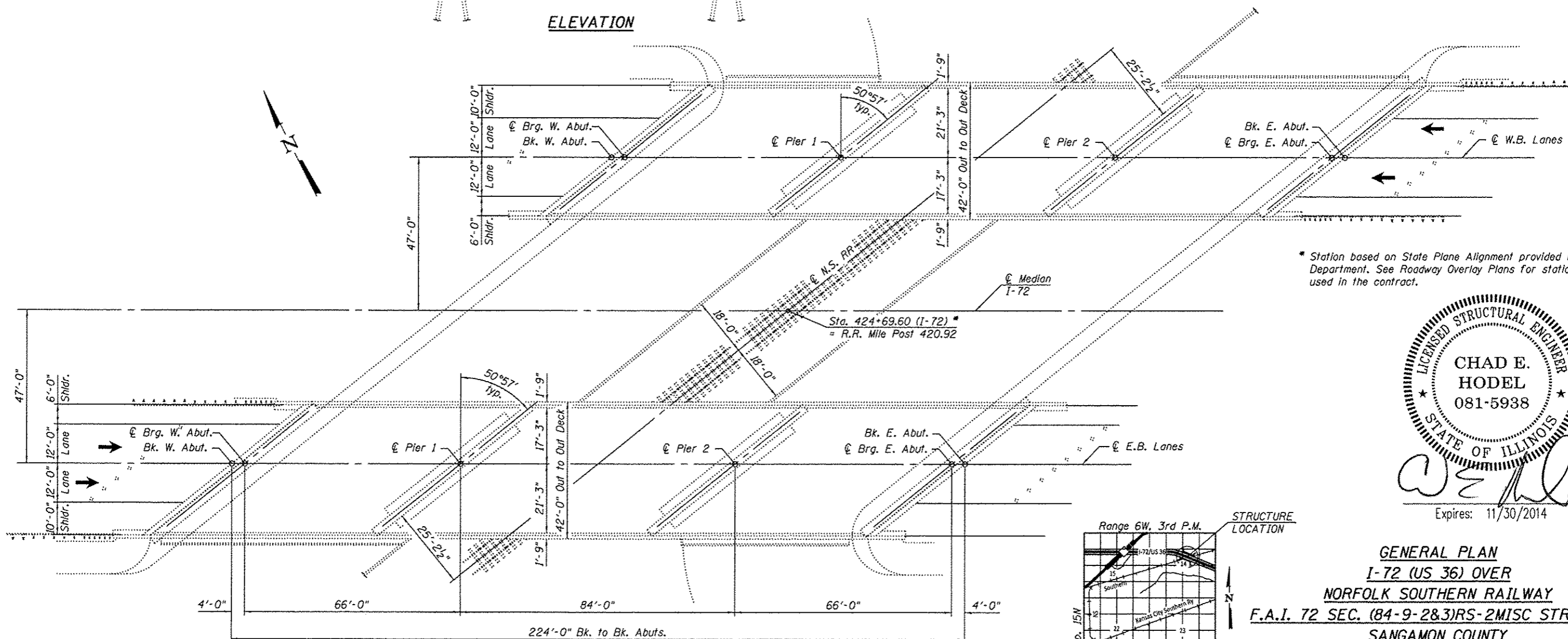
1. Plan dimensions and details relative to existing plans are subject to nominal construction variations. The Contractor shall field verify existing dimensions and details affecting new construction and make necessary approved adjustments prior to construction or ordering of materials. Such variations shall not be cause for additional compensation for a change in scope of the work, however, the Contractor will be paid for the quantity actually furnished at the unit price bid for the work.
2. The Resident Engineer shall determine the deck slab repair areas. Repair areas not shown in the contract plans shall be documented in the as-built plans. Deck repairs shall be sequenced with temporary lane closures used for the I-72 resurfacing.



ELEVATION

TOTAL BILL OF MATERIAL

Item	Unit	Total
Deck Slab Repair (Partial)	Sq. Yd.	19.3

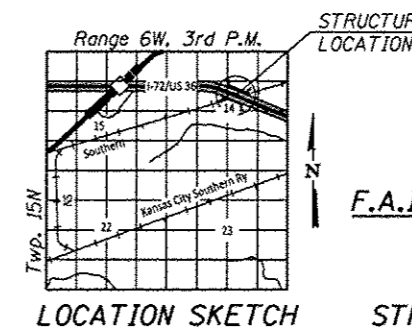


PLAN

* Station based on State Plane Alignment provided by the Department. See Roadway Overlay Plans for stationing used in the contract.



Expires: 11/30/2014



LOCATION SKETCH

GENERAL PLAN
I-72 (US 36) OVER
NORFOLK SOUTHERN RAILWAY
F.A.I. 72 SEC. (84-9-2&3)RS-2MISC STRUC REP
SANGAMON COUNTY
STATION 424+69.60
STRUCTURE NO. 084-0127 (E.B.) & 0128 (W.B.)

design firm
no. 104001036



USER NAME *	DESIGNED - CEH	REVISED
FILE NAME *	CHECKED - BRD	REVISED
PLOT SCALE *	DRAWN - DLH	REVISED
PLOT DATE *	CHECKED - CEH	REVISED

STATE OF ILLINOIS
DEPARTMENT OF TRANSPORTATION

GENERAL PLAN AND ELEVATION
STRUCTURE NO. 084-0127(E.B.) & 0128(W.B.)

SHEET NO. 1 OF 3 SHEETS

F.A.I. RTE.	SECTION	COUNTY	TOTAL SHEETS	SHEET NO.
72	.	SANGAMON	163	127
				CONTRACT NO. 72B54

ILLINOIS FED. AID PROJECT

* (84-9-2&3)RS-2&3MISC STRUC REP