

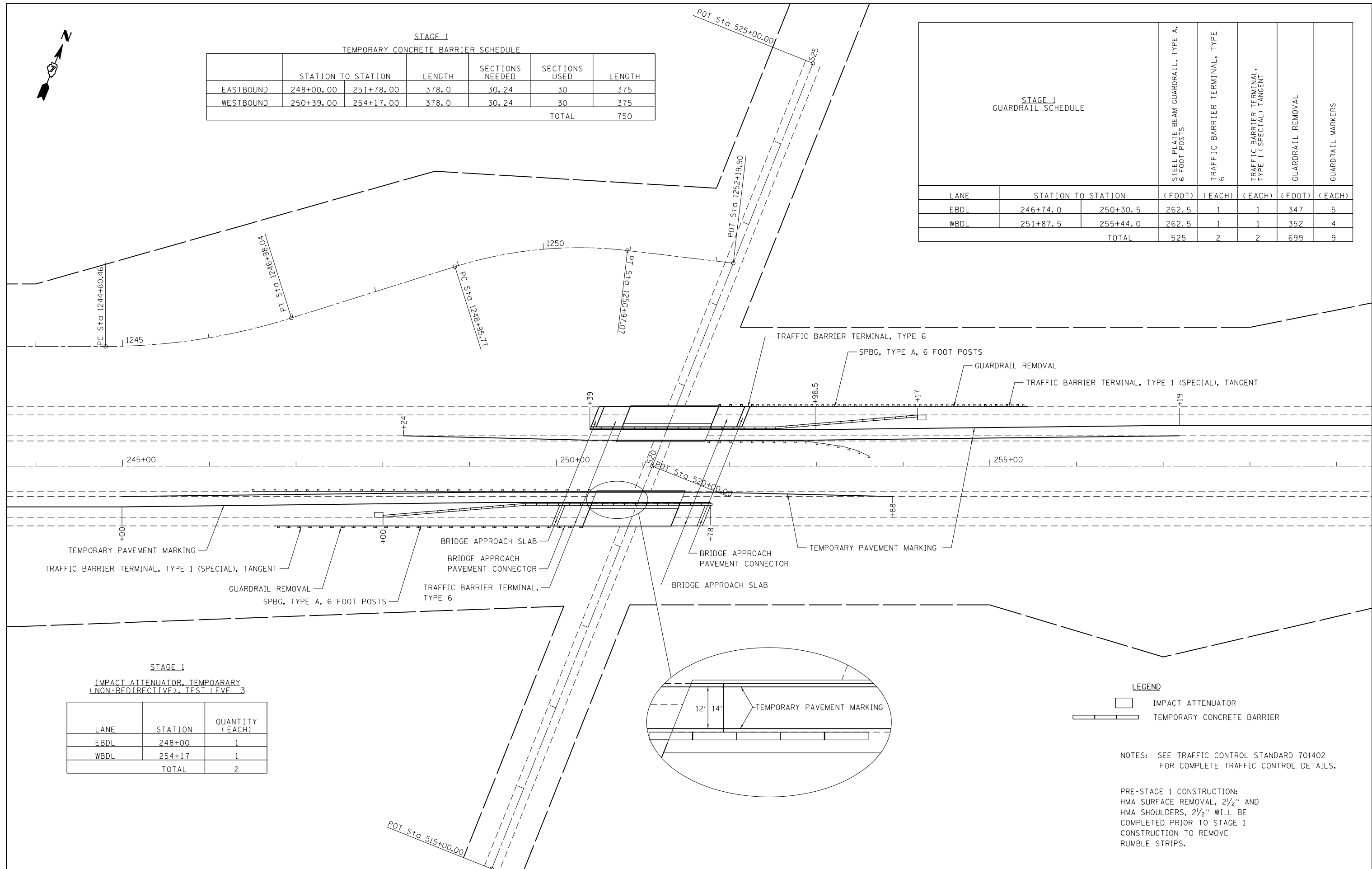


**STAGE 1  
TEMPORARY CONCRETE BARRIER SCHEDULE**

	STATION TO STATION		LENGTH	SECTIONS NEEDED	SECTIONS USED	LENGTH
EASTBOUND	248+00.00	251+78.00	378.0	30.24	30	375
WESTBOUND	250+39.00	254+17.00	378.0	30.24	30	375
			TOTAL			750

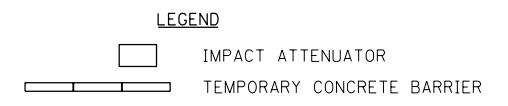
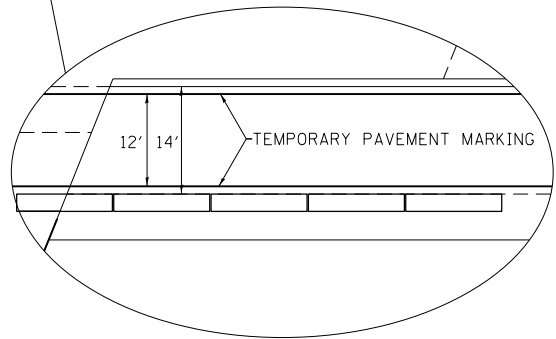
**STAGE 1  
GUARDRAIL SCHEDULE**

LANE	STATION TO STATION		(FOOT)	(EACH)	(EACH)	(FOOT)	(EACH)
	EBDL	WBDL					
EBDL	246+74.0	250+30.5	262.5	1	1	347	5
WBDL	251+87.5	255+44.0	262.5	1	1	352	4
			TOTAL	2	2	699	9



**STAGE 1  
IMPACT ATTENUATOR, TEMPORARY  
(NON-REDIRECTIVE), TEST LEVEL 3**

LANE	STATION	QUANTITY (EACH)
EBDL	248+00	1
WBDL	254+17	1
TOTAL		2



NOTES: SEE TRAFFIC CONTROL STANDARD 701402 FOR COMPLETE TRAFFIC CONTROL DETAILS.

PRE-STAGE 1 CONSTRUCTION:  
HMA SURFACE REMOVAL, 2 1/2" AND  
HMA SHOULDERS, 2 1/2" WILL BE  
COMPLETED PRIOR TO STAGE 1  
CONSTRUCTION TO REMOVE  
RUMBLE STRIPS.