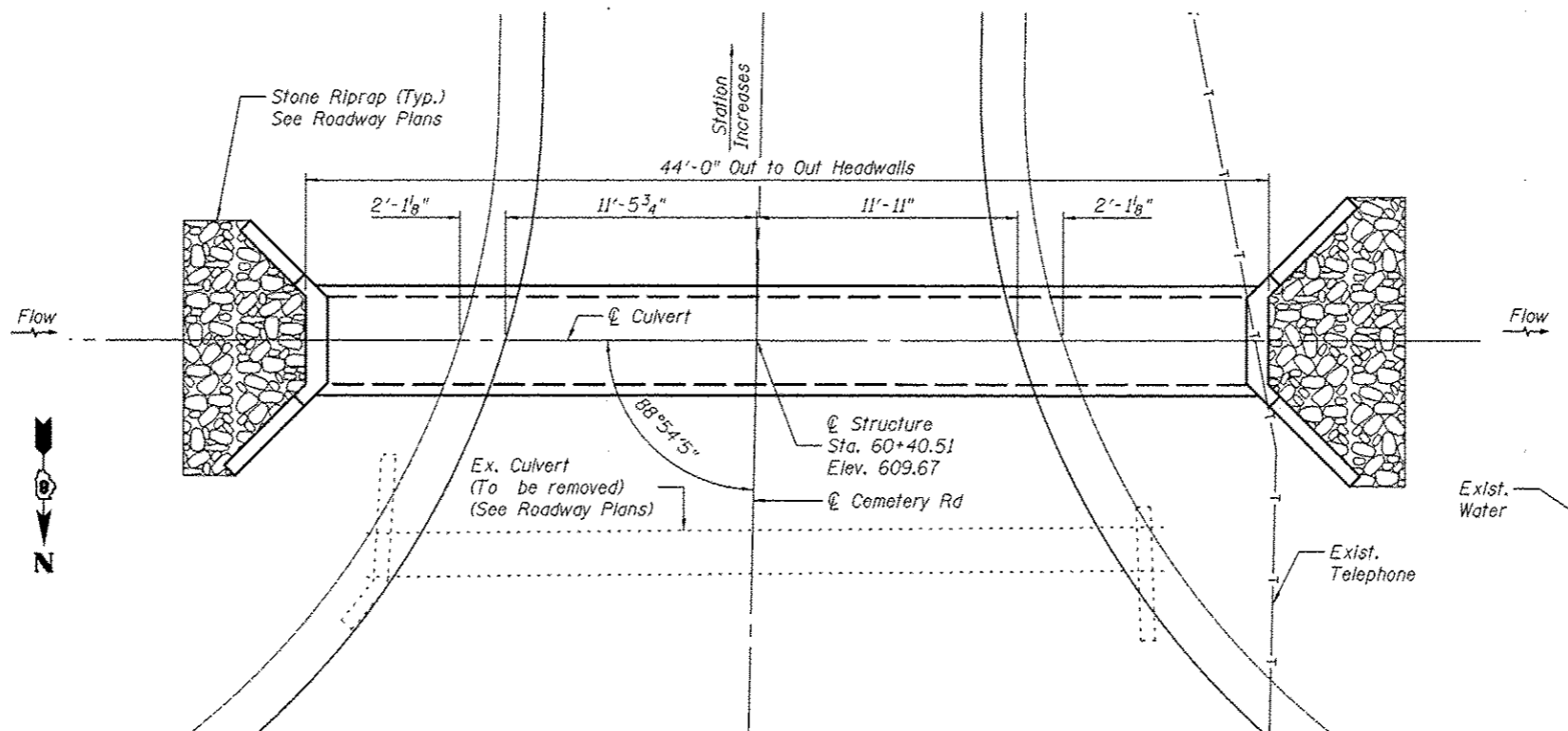


ELEVATION



GENERAL PLAN

INDEX OF SHEETS

1. General Plan and Elevation
2. Cast in Place Culvert Details

DESIGN STRESSES

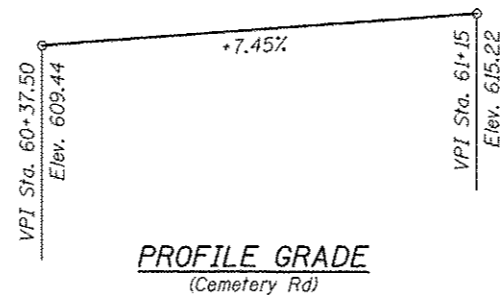
FIELD UNITS

$f'_c = 3,500$ psi
 $f_y = 60,000$ psi (Reinforcement)

LOADING HL-93

GENERAL NOTES


Precast alternate is not allowed.



PROFILE GRADE
(Cemetery Rd)

TOTAL BILL OF MATERIAL

ITEM	UNIT	TOTAL
Reinforcement Bars	Pound	2,470
Concrete Box Culverts	Cu. Yd.	15.8



Signed: *[Signature]*
 Date: 8/7/2014
 License Expires: 11/30/2014

GENERAL PLAN & ELEVATION
CEMETERY ROAD
SECTION 101-2RS-1
JERSEY COUNTY
STATION 60+40.51

PRINT DATE: 8/7/2014 11:45:08 AM Y:\14018 IDOT BLA W034 Culvert Replacements\DCN\Bridges\Final\Plotsheets\76789-279_6040_GPE.dgn

EFK Moen, LLC
 Civil Engineering Design
 303 Fountains Parkway, Suite 240
 Fairview Heights, IL 62208
 Phone 618-286-4250

USER NAME = cdl	DESIGNED - CMC	REVISED -
PLOT SCALE = 8.1667' / in.	CHECKED - CTW	REVISED -
PLOT DATE = 8/7/2014	DRAWN - JAA	REVISED -
	DATE - 8/7/2014	REVISED -

STATE OF ILLINOIS
DEPARTMENT OF TRANSPORTATION

GENERAL PLAN AND ELEVATION
4'x2' BOX CULVERT - STA. 60+40.51 CEMETERY RD.

SHEET NO. 1 OF 2 SHEETS

F.A.S. RTE.	SECTION	COUNTY	TOTAL SHEETS	SHEET NO.
•	101-2RS-1	JERSEY	438	279
• 749/752			CONTRACT NO. 76789	
ILLINOIS FED. AID PROJECT				