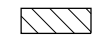






**SYMBOLS**

-  Closure Area
-  Sign on portable or permanent support
-  Barricade or drum with flashing light
-  Type III barricade with flashing lights
-  Type II barricade, drum, or vertical barricade with steady burn monodirectional light

SEQUENCE CHART TC&P SETUP STAGE 1	
1	STANDARD 701451 ON EXIT RAMP 44A, I-57 SOUTH
2	STANDARD 701401 ON I-57 NORTH
3	STANDARD 701446 ON EXIT RAMP 44B, I-57 NORTH

**TRAFFIC CONTROL AND PROTECTION, (SPECIAL)**

FILE NAME =	USER NAME = Dahmer.ja	DESIGNED -	REVISED -
et:\pw\work\p\dot\dahmer.ja\0387649\78424-sh-t-plan.dgn		DRAWN -	REVISED -
Default	PLOT SCALE = 100.0000' / in.	CHECKED -	REVISED -
	PLOT DATE = 8/15/2014	DATE -	REVISED -

**STATE OF ILLINOIS  
DEPARTMENT OF TRANSPORTATION**

**TRAFFIC CONTROL AND PROTECTION, (SPECIAL)  
STAGE 1 (DAYTIME CLOSURE)**

SCALE: SHEET OF SHEETS STA. TO STA.

F.A.I. RTE.	SECTION	COUNTY	TOTAL SHEETS	SHEET NO.
24	D9 CM BRIDGE REP. 2015-1	WILLIAMSON	19	5
CONTRACT NO. 78424			ILLINOIS FED. AID PROJECT	