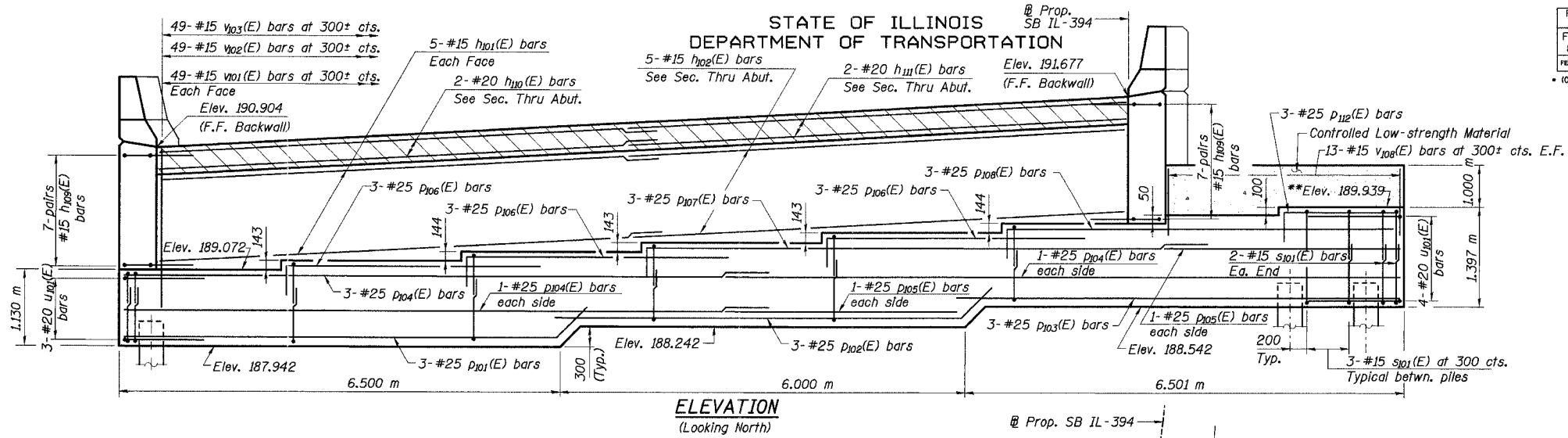


STATE OF ILLINOIS
DEPARTMENT OF TRANSPORTATION

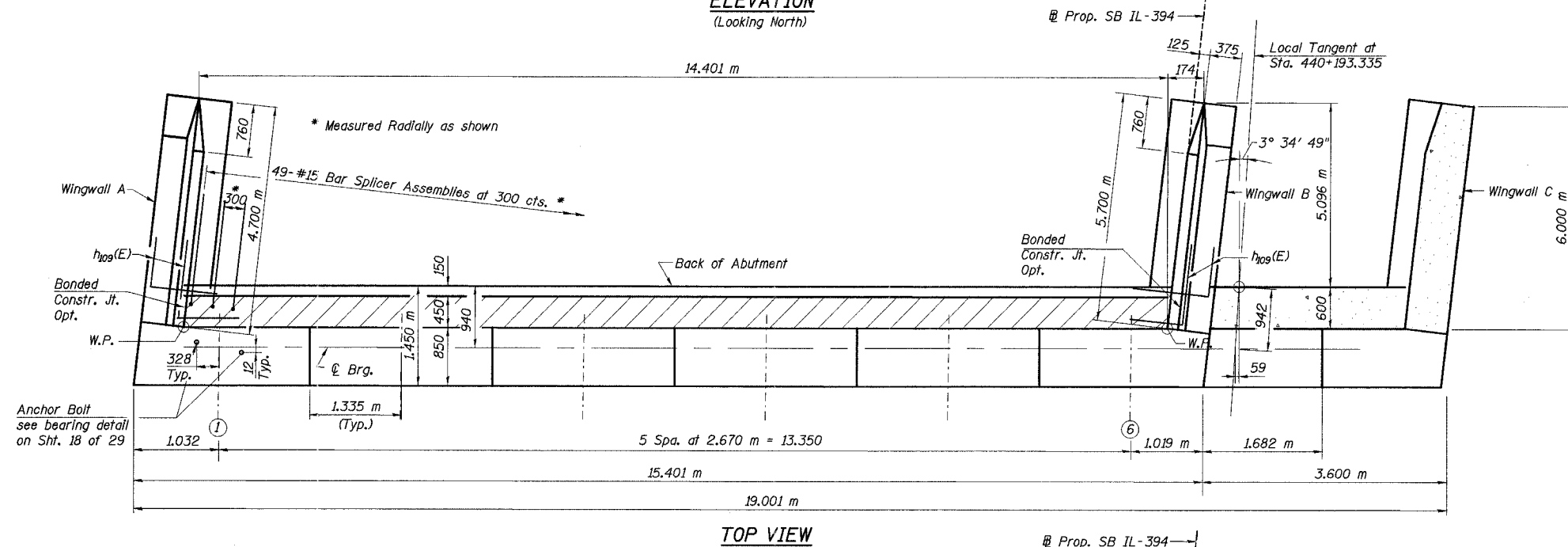
ROUTE NO.	SECTION	COUNTY	TOTAL SHEETS	SHEET NO.	SHEET NO. 22 29 SHEETS
F. A. I. 80/94		COOK	870	464	
FED. ROAD DIST. NO. 1 ILLINOIS FED. AID PROJECT-					
CONTRACT NO. 62108					



BEARING SEAT ELEVATION

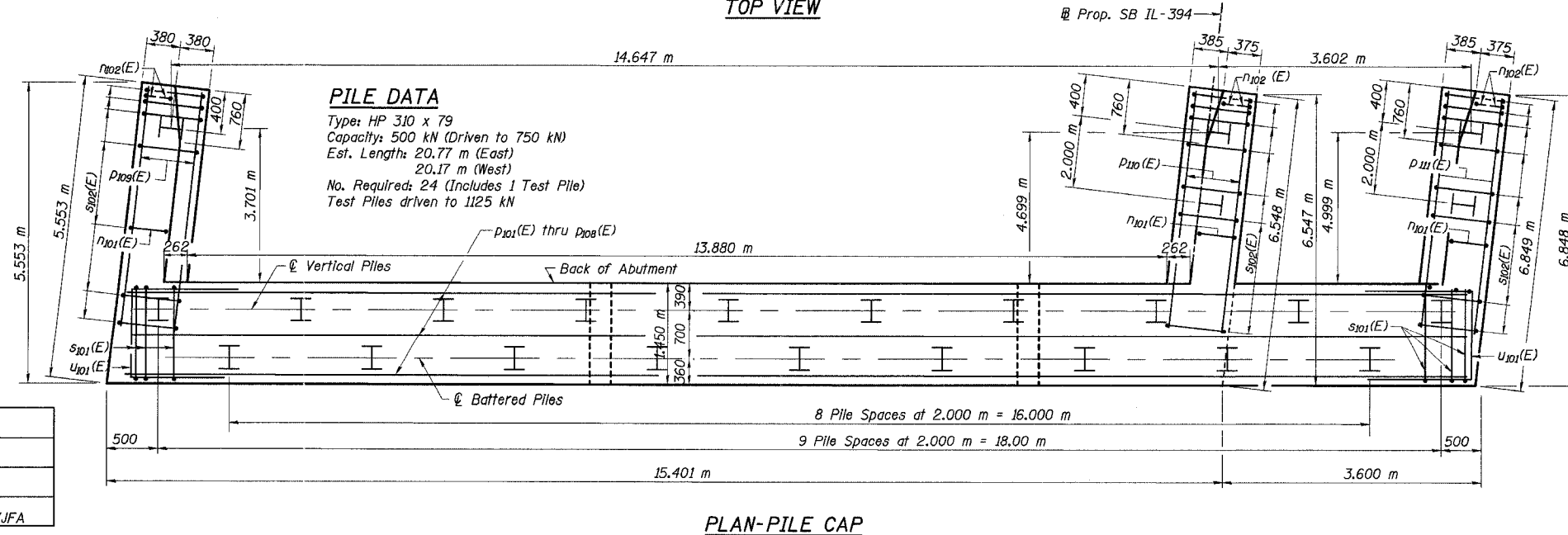
GIR.	ELEV.
1	189.072
2	189.215
3	189.359
4	189.502
5	189.645
6	189.789

** Bearing Seat Elevations for future girders



Notes:

1. Work this sheet with Sheets 23 and 24 of 29.
2. Reinforcement bars designated (E) shall be epoxy coated.
3. All dimensions are in millimeters (mm) except as noted.
4. East end of abutment is drawn exaggerated for clarity.
5. Min. bar laps (Unless otherwise shown):
#15 bars - 710 mm
#20 bars - 890 mm
#25 bars - 1480 mm
6. For Anchor Bolt Installation Details See Sheet 19 of 29.
7. See Sheet 23 of 29 for placement of dowel bars.
8. All piles shall be encased in concrete. See Detail on Sheet 24 of 29.



DESIGNED	JFA
CHECKED	JJK
DRAWN	LK
CHECKED	JJK/JFA

ILLINOIS DEPARTMENT OF TRANSPORTATION
I-94 EAST BOUND / IL 394 SOUTH BOUND
NORTH ABUTMENT PLAN & ELEVATION
SB ILLINOIS ROUTE 394 OVER INTERSTATE 80
F.A.P. 332 SECTION (0203.1 & 0312-708W) R-3
COOK COUNTY
STA. 440+193.335 STRUCTURE NO. 016-2796
DATE 07/18/05
SCALE ---

I:\Projects\2005\I-94\CD\3\CD\3\SN_2796\CD\3\CTR_19_2796\set190034_e_2796.dgn
 08-JUL-2005 13:56