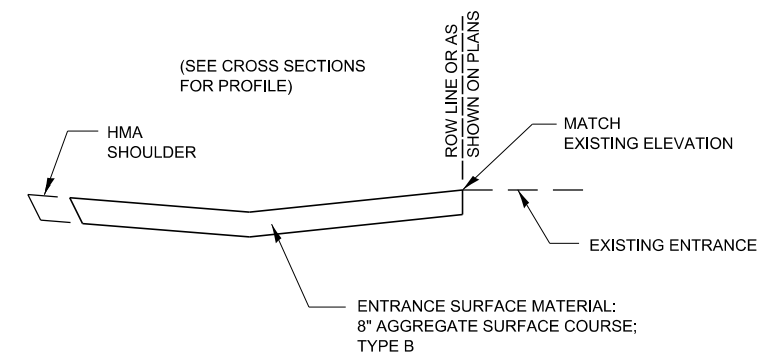
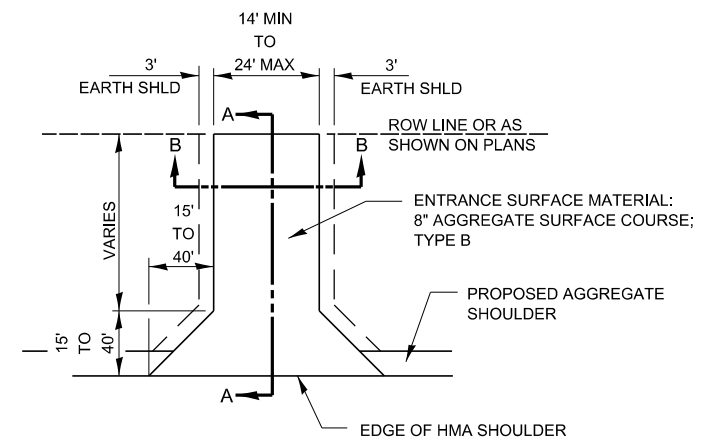
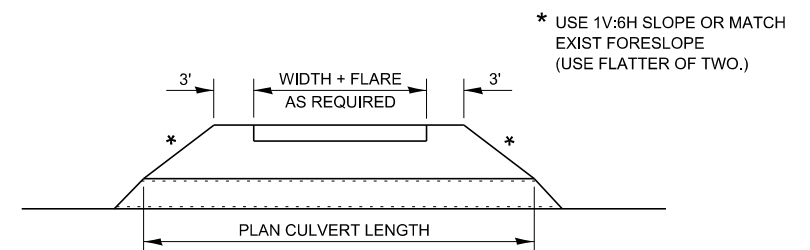


MODEL.dwg 3 14 15  
 FILE NAME: p:\w\scw\benley.com\PI\DOT\Documents\DOT Offices\Dir\dr: 3\Projects\Carry Detail\03 Detail Revisions 2023\00-199 SURF CSE PAVT REHAB & SHLD.dgn



**SECTION A-A**



**SECTION B-B**

**FIELD ENTRANCE DETAIL**

**DESIGNER NOTE:** TO BE USED ON 3R PROJECTS WHEN REPLACING CULVERTS AND CONSTRUCTING NEW DITCHES. WIDTH CAN BE INCREASED TO 30' FOR LARGE FARM EQUIPMENT ENTRANCES.

402-1

|                              |            |           |
|------------------------------|------------|-----------|
| USER NAME = Anthony.Grunstad | DESIGNED - | REVISED - |
|                              | DRAWN -    | REVISED - |
| PLOT SCALE = 100,000 ' / in. | CHECKED -  | REVISED - |
| PLOT DATE = 9/26/23          | DATE -     | REVISED - |

**STATE OF ILLINOIS  
 DEPARTMENT OF TRANSPORTATION**

SCALE: SHEET OF SHEETS STA. TO STA.

|                           |         |        |              |           |
|---------------------------|---------|--------|--------------|-----------|
| F.A. RTE.                 | SECTION | COUNTY | TOTAL SHEETS | SHEET NO. |
|                           |         |        |              |           |
| CONTRACT NO.              |         |        |              |           |
| ILLINOIS FED. AID PROJECT |         |        |              |           |