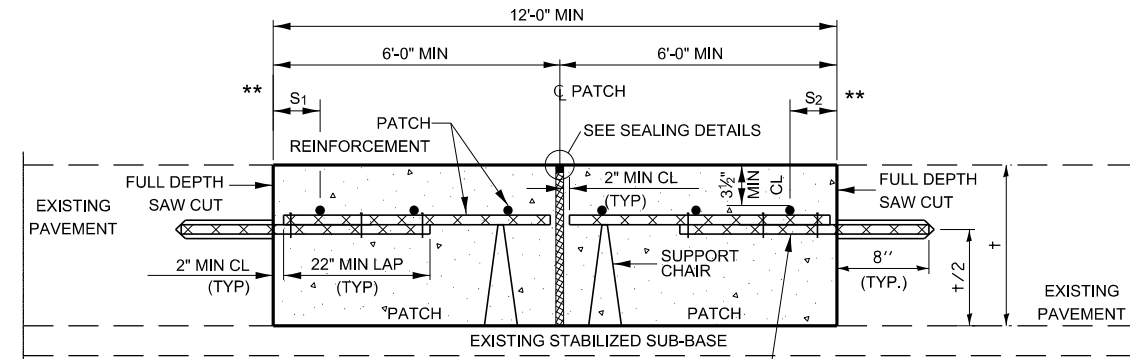
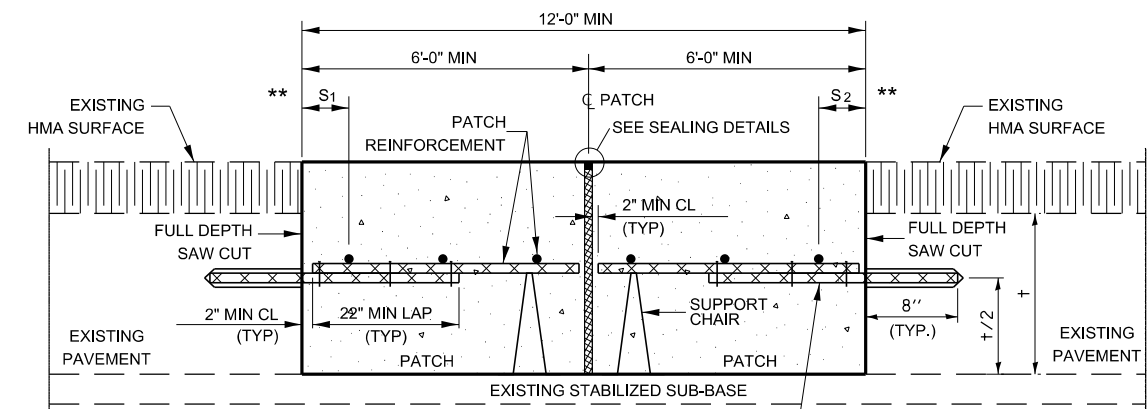


PAVEMENT REINFORCEMENT DETAIL

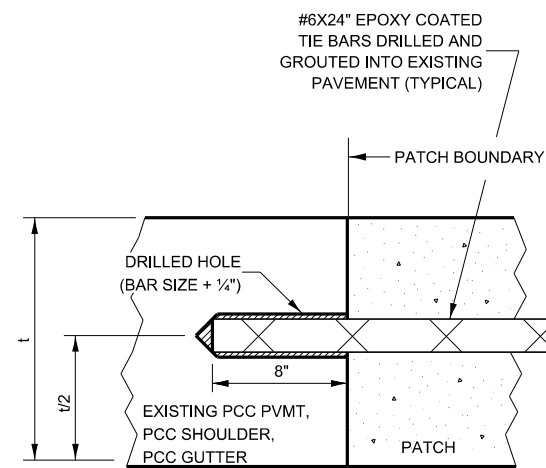


WITHOUT HMA OVERLAY

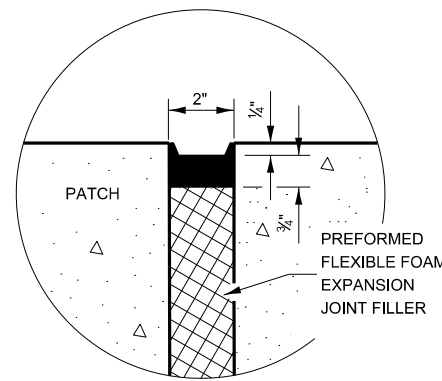


WITH HMA OVERLAY

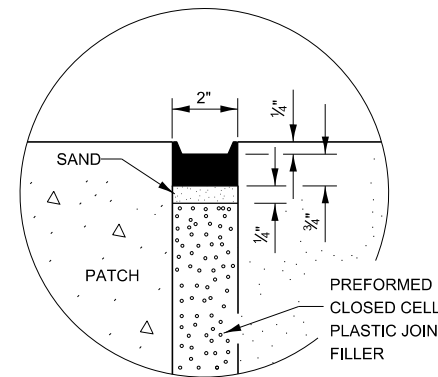
CLASS A PATCH WITH EXPANSION JOINT



LONGITUDINAL CONSTRUCTION JOINT



SEALING DETAIL



SEALING DETAIL

NOTES:

EXISTING LONGITUDINAL REINFORCEMENT SPACING; $\pm 5"$.

SPACING OF NEW LONGITUDINAL REINFORCEMENT SHALL MATCH SPACING OF EXISTING REINFORCEMENT AND SHALL BE TIED TOGETHER WITH A MINIMUM OF TWO TIES PER BAR.

TRANSVERSE CONSTRUCTION JOINT: #8X32" EPOXY COATED TIE BARS SHALL BE DRILLED INTO THE EXISTING PCC PAVEMENT AT A SPACING OF \pm EVERY OTHER EXISTING LONGITUDINAL REINFORCEMENT BAR AND SHALL BE TIED TOGETHER WITH A MINIMUM OF TWO TIES PER BAR.

PATCHES MORE THAN 20' IN LENGTH SHALL BE TIED TO ADJACENT PAVEMENT, PCC SHOULDERS OR PCC CURB AND GUTTER WITH #6X24" EPOXY COATED TIE BARS AT 36" CENTERS.

* EVERY THIRD INTERSECTION MUST BE TIED. WHEN THE MINIMUM CLEARANCE CANNOT BE OBTAINED WITH THE TRANSVERSE REBAR ON TOP, THEN THE TRANSVERSE REBAR SHALL BE TIED TO THE BOTTOM OF THE LONGITUDINAL REBAR.

** VARIABLE: WHERE S_1 AND S_2 ARE $2\frac{1}{2}"$ MIN. AND 12" MAX.

USER NAME = Anthony.Grunstad	DESIGNED -	REVISED -
PLOT SCALE = 100,000 ' / in.	DRAWN -	REVISED -
PLOT DATE = 9/27/23	CHECKED -	REVISED -
	DATE -	REVISED -

F.A. RTE.	SECTION	COUNTY	TOTAL SHEETS	SHEET NO.
CONTRACT NO.				
ILLINOIS FED. AID PROJECT				

MODEL det 3 dets1b
 FILE Name: p:\u0000\paw_bentley.com\PIV\DOT\Documents\DOT Offices\Dhrdr: 3\Projects\Carry Detail\Revisions 2023\00-199 SURF CSE PAVT REHAB & SHULD.DGN
 MODEL det 3 dets1b
 FILE Name: p:\u0000\paw_bentley.com\PIV\DOT\Documents\DOT Offices\Dhrdr: 3\Projects\Carry Detail\Revisions 2023\00-199 SURF CSE PAVT REHAB & SHULD.DGN