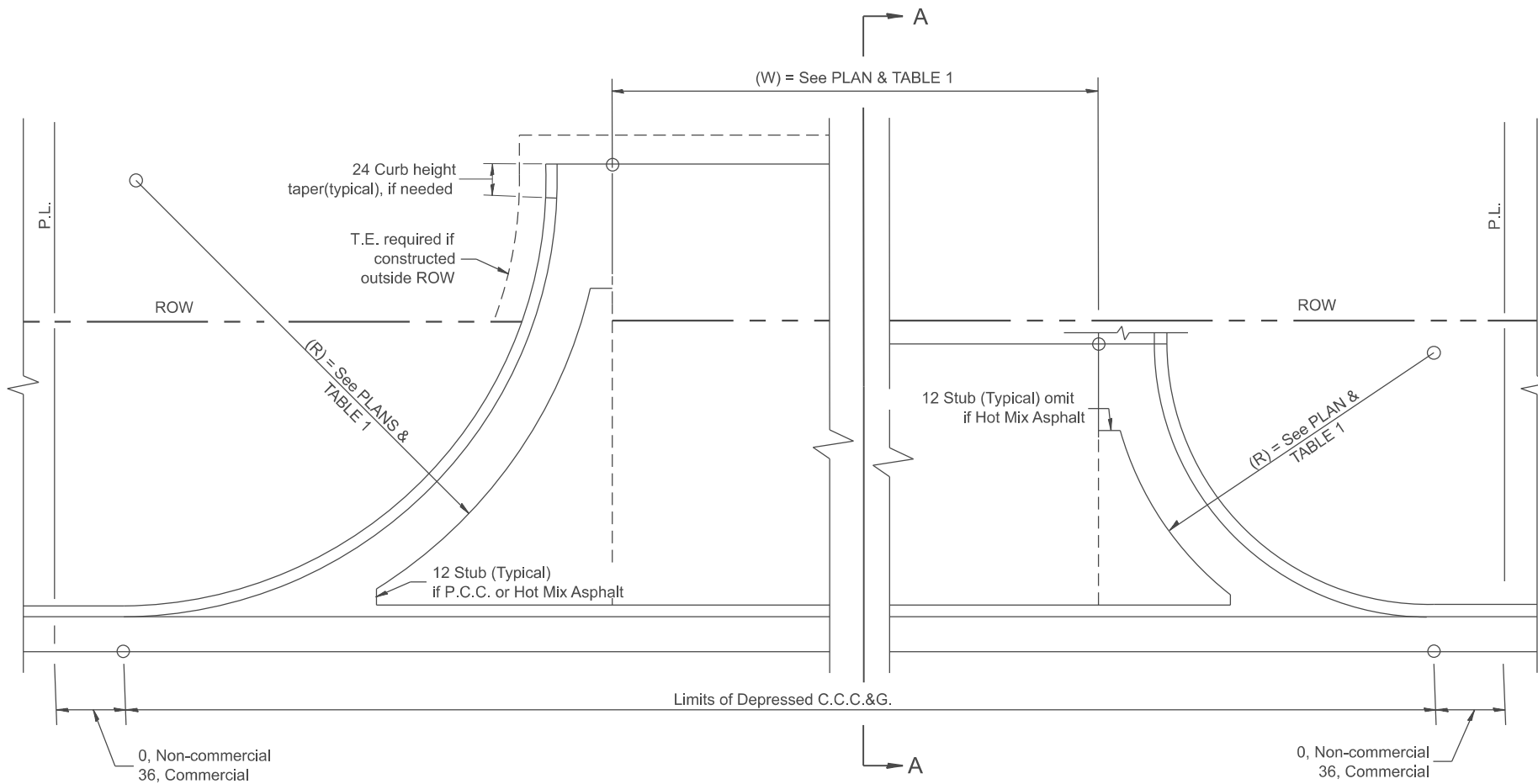


DESIGNER NOTES:
 1. DESIGNER SHOULD REVIEW "HANDBOOK FOR THE POLICY ON PERMITS FOR ACCESS DRIVEWAYS TO STATE HIGHWAYS"
 2. DESIGNER SHOULD REVIEW CHAPTER 58 OF THE BDE FOR ADA REQUIREMENTS
 3. INCLUDE STATE STANDARD 424001 IF SIDEWALKS ARE TO BE CONSTRUCTED INITIALLY.
 4. INCLUDE STATE STANDARD 606001.

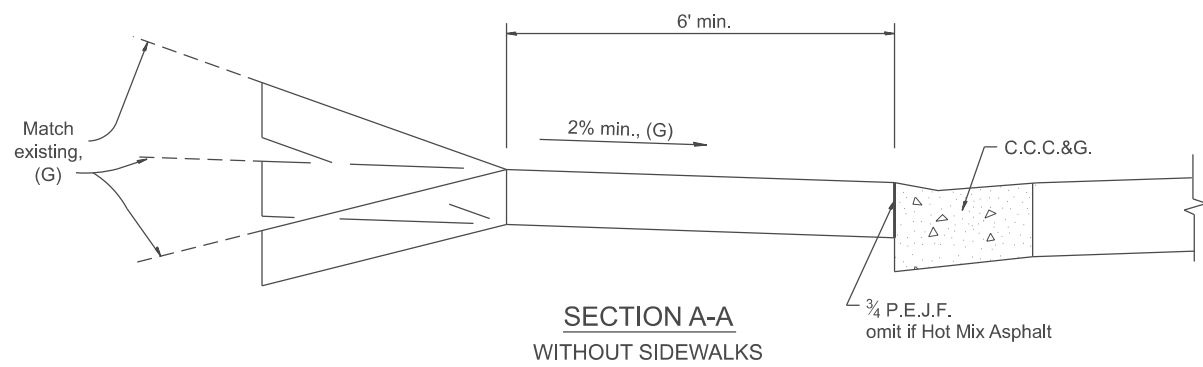
MODEL: SHT_PLA_4
 FILE NAME: C:\Bentley\CONNECT\10110\Organization-Chillicothe\Standards\Cell\DOT_Sheets.dwg



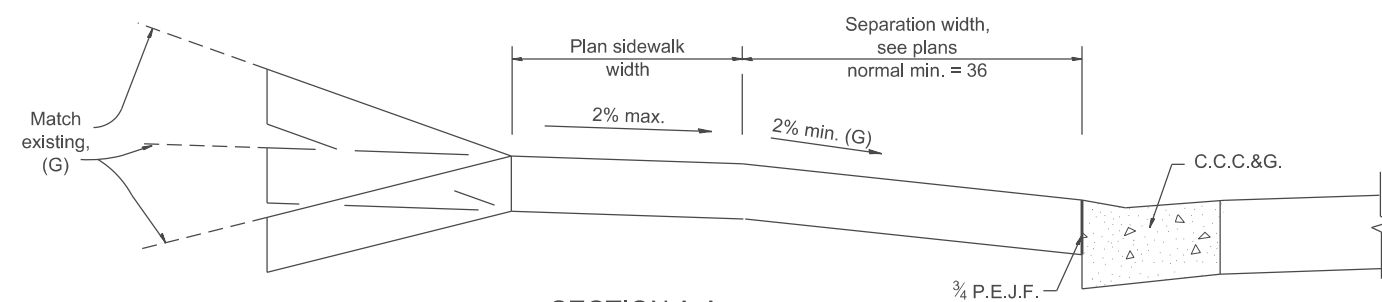
PLAN

GENERAL NOTES

1. C.C.C.&G. will be measured for pavement as specified in Article 606.13 of the Standard Specifications.
2. C.C.C.&G. Construction Joints will be as shown on Standard 606001.



SECTION A-A
WITHOUT SIDEWALKS



SECTION A-A
WITH INITIAL OR FUTURE SIDEWALKS

TABLE 1						
URBAN ENTRANCE DESIGN CONTROLS						
ELEMENT	NON-COMMERCIAL		COMMERCIAL			
			1-WAY OPERATION		2-WAY OPERATION	
WIDTH (W)	12' MIN.	24' MAX.	14' MIN.	24' MAX.	24' MIN.	35' MAX.
RADIUS EQUIVALENT 1:1 FLARE (F)	5' MIN.	25' MAX.	15' MIN.	40' MAX.	15' MIN.	40' MAX.
MAX. GRADE (G)	8%		6%			

All dimensions are in inches unless otherwise noted.

USER NAME = Eric.Thomas	DESIGNED -	REVISED -
	DRAWN -	REVISED -
	CHECKED -	REVISED -
PLOT DATE = 12/7/2022	DATE -	REVISED -

STATE OF ILLINOIS
DEPARTMENT OF TRANSPORTATION

SUBURBAN ENTRANCES WITH CURBED RADII

SCALE: NOT TO SCALE SHEET OF SHEETS STA. TO STA.

F.A. RTE.	SECTION	COUNTY	TOTAL SHEETS	SHEET NO.
DISTRICT 4 DETAIL NO. 423001		CONTRACT NO.		
ILLINOIS FED. AID PROJECT				