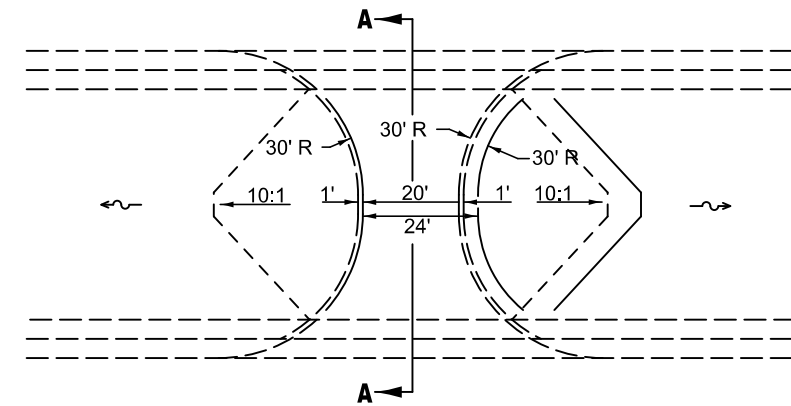
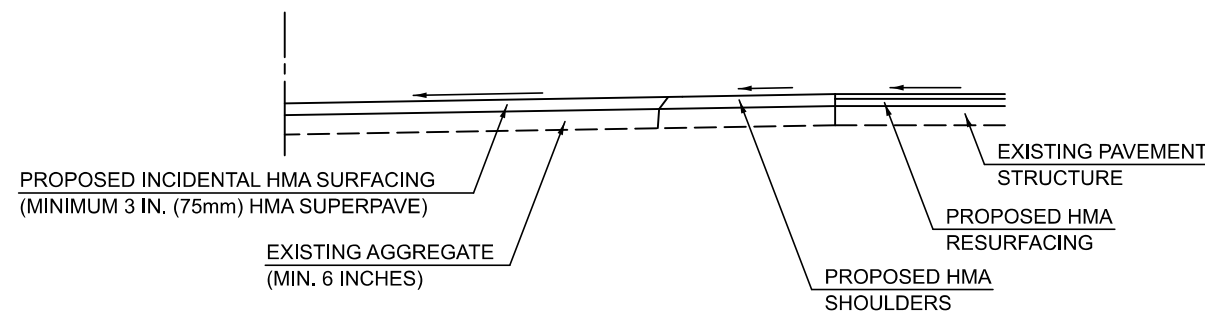


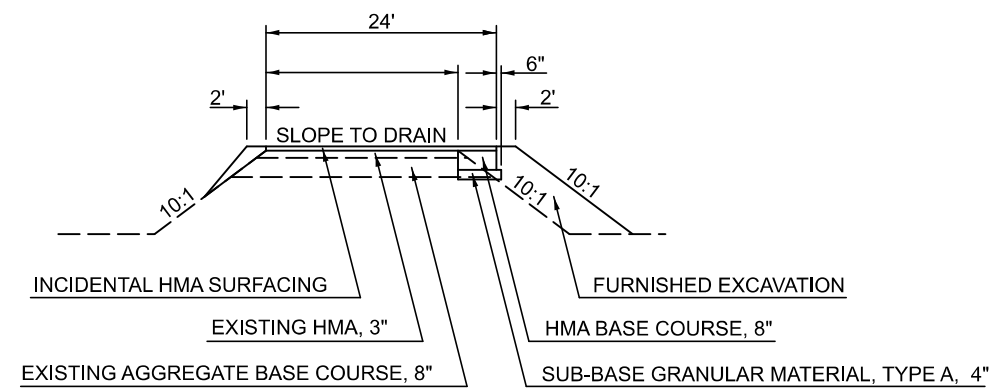
**PLAN VIEW WITH DECELERATION LANES  
(USE AT "SPOT" LOCATIONS ONLY)**



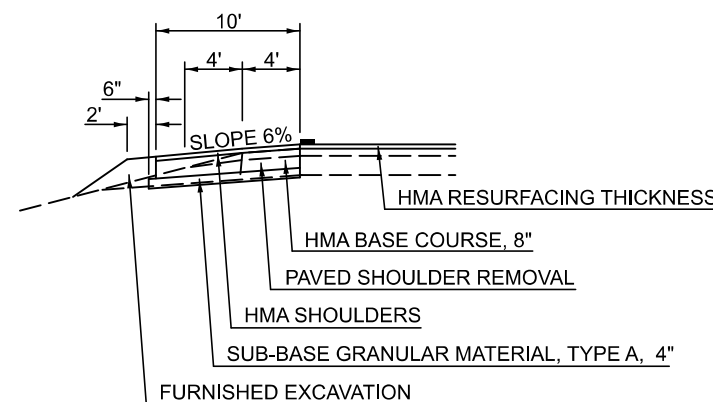
**TYPICAL PLAN VIEW  
(STANDARD APPLICATION)**



**SECTION A-A  
SYMMETRICAL ABOUT CENTERLINE**



**ELEVATION**



**SECTION B-B**

**GENERAL NOTES**

OMIT SHOULDER RUMBLE STRIPS THROUGHOUT MEDIAN CROSSOVER AND DECELERATION LANES.

REMOVAL OF EXISTING AGGREGATE SHOULDERS IS INCIDENTAL TO THE COST OF PROPOSED 8" BITUMINOUS CONCRETE BASE COURSE.

Note: All dimensions are in INCHES (millimeters) unless otherwise shown.

**DISTRICT 5 DETAIL NO. 35501316**

MODEL: SHT\_PLAN  
FILE NAME: C:\Bentley\CONNECT101\Organization\Chil\IDOT\_Standards\Call\IDOT\_Sheets.cad

USER NAME = Eric.Thomas	DESIGNED -	REVISED - 12/06 TJB
PLOT SCALE = \$\$SCALE\$	DRAWN -	REVISED -
PLOT DATE = 12/7/2022	CHECKED -	REVISED -
	DATE -	REVISED -

**STATE OF ILLINOIS  
DEPARTMENT OF TRANSPORTATION**

**MEDIAN CROSSOVER**

SCALE: SHEET 1 OF 1 SHEETS STA. TO STA.

F.A. RTE.	SECTION	COUNTY	TOTAL SHEETS	SHEET NO.
CONTRACT NO.				
ILLINOIS FED. AID PROJECT				