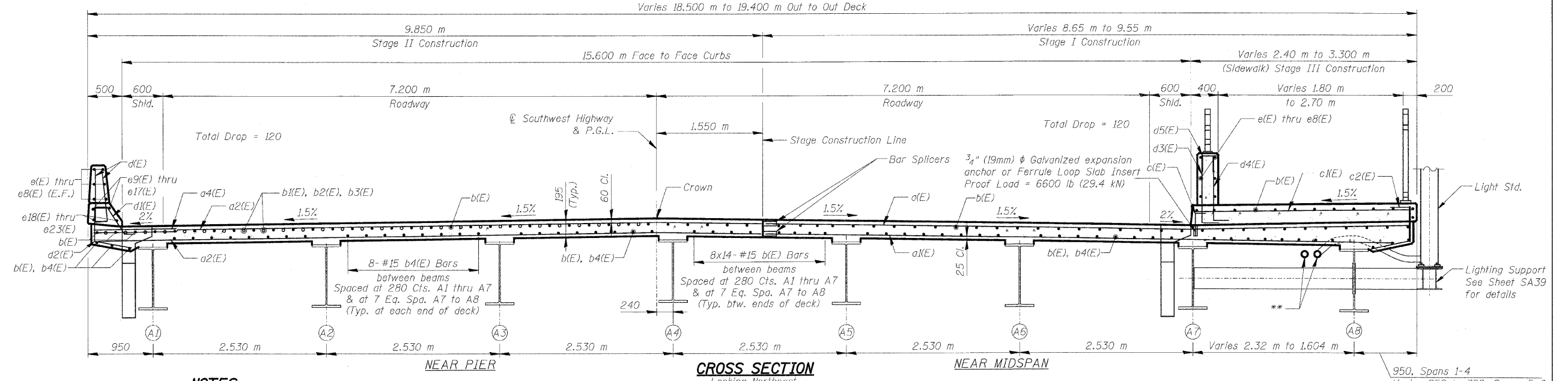
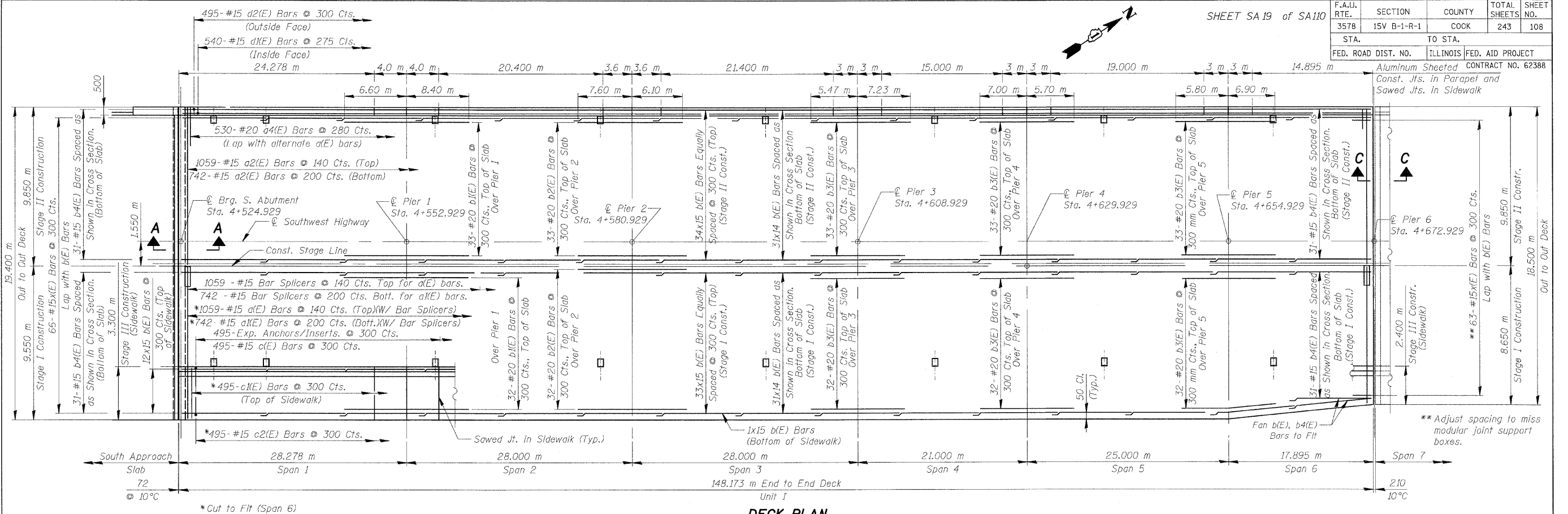


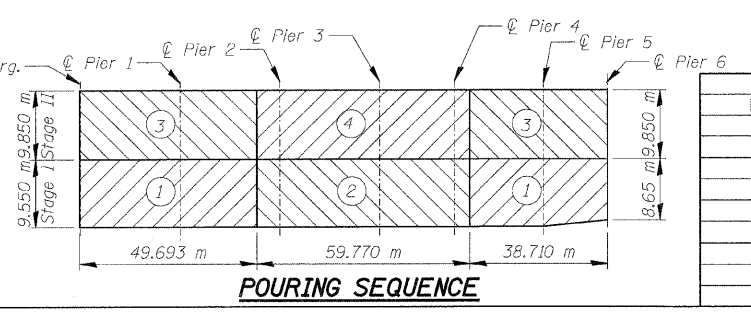
F.A.U. RTE.	SECTION	COUNTY	TOTAL SHEETS	SHEET NO.
3578	15V B-1-R-1	COOK	243	108
STA.		TO STA.		
FED. ROAD DIST. NO.		ILLINOIS FED. AID PROJECT		
		Aluminum Sheeted Const. Jts. in Parapet and Sawed Jts. in Sidewalk		
		CONTRACT NO. 62388		



- NOTES**
1. Reinforcement Bars designated (E) shall be Epoxy Coated.
 2. Bars indicated 20 x 3 - #15 etc. indicates 20 Lines of Bars with 3 lengths per line.
 3. All edges shall have standard 19 mm chamfer except as noted.
 4. Work this Sheet with Sheet Nos. SA20 and SA21. See Sheets SA20 & SA21 for Parapet and Bicycle Railing Details.
 5. All Dimensions are in millimeters (mm) except as noted.
 6. Place bars d1(E) and d2(E) to miss the aluminum sheeted joint locations in parapets
 7. The cost of expansion anchors/inserts is included in the cost of Reinforcement Bars, Epoxy Coated.

TYP. LAP SPLICE

BAR SIZE	MIN. LAP
#15	510
#25	1,06 m



REVISIONS

NAME	DATE

ILLINOIS DEPARTMENT OF TRANSPORTATION
SUPERSTRUCTURE - UNIT I
SOUTHWEST HIGHWAY OVER
B&O RAILROAD AND STONY CREEK
FAU 3578 SECTION 15V B-1-R-1
STRUCTURE NUMBER 016-2771
COOK COUNTY STATION 4+716.497
SCALE: NONE DRAWN BY: M. Tryon
DATE: 6/17/09 CHECKED BY: A. Yargoolgu



C:\NDOT\9556_A0\VD-cwings\STRUCT\19_Deck_Plan.dgn
 6/26/2009 14:44:4 AM
 tkoopen@rdwy.lisle
 6/26/2009