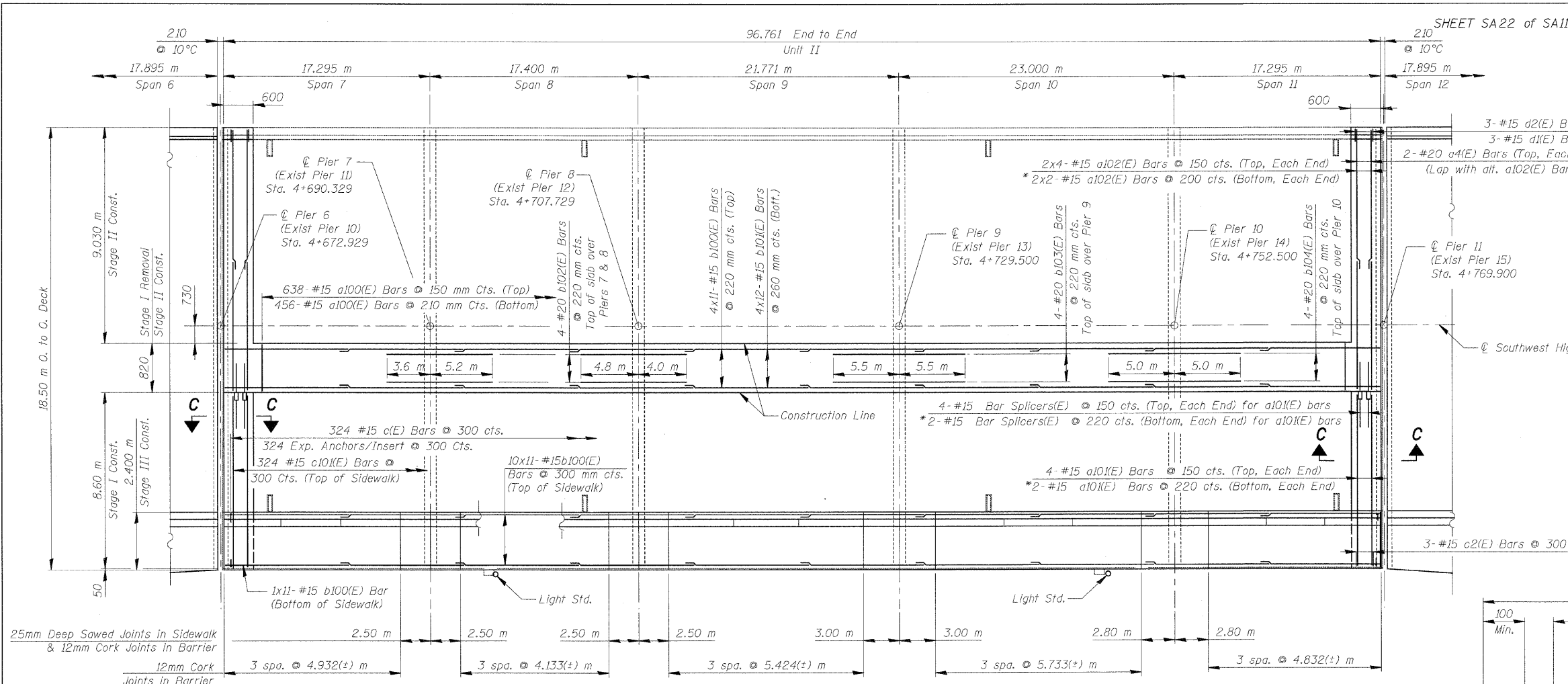


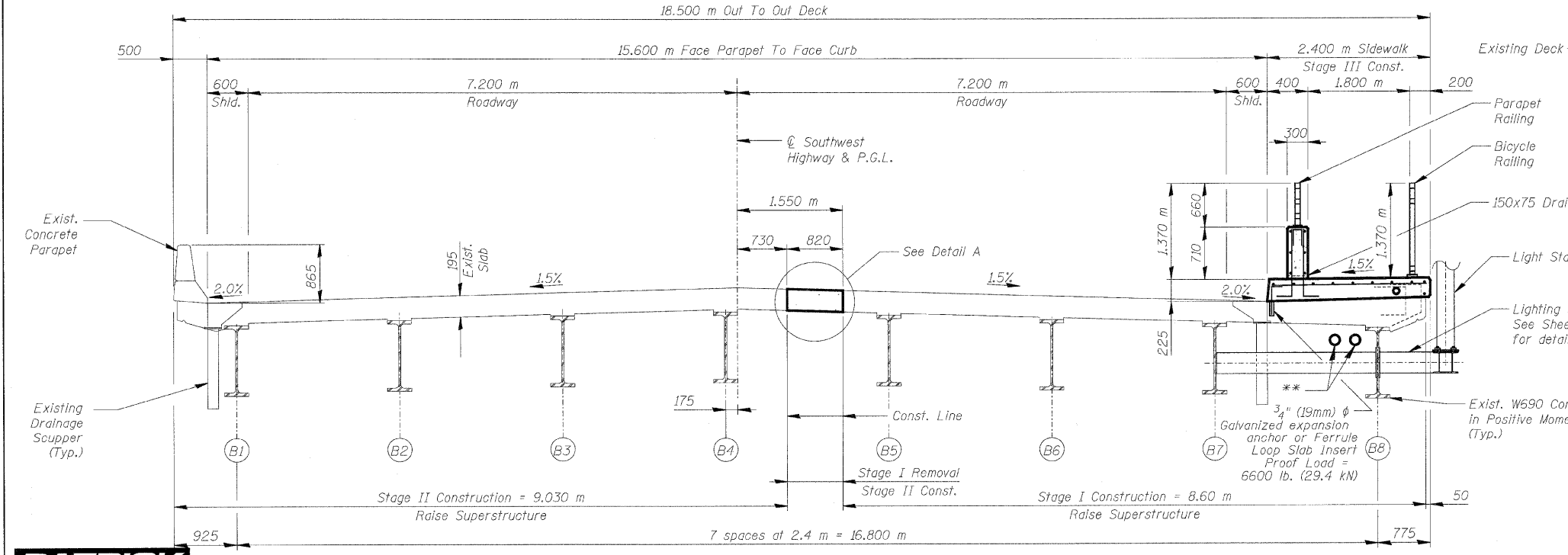
F.A.I.L. RTE.	SECTION	COUNTY	TOTAL SHEETS	SHEET NO.
3578	15V B-1-R-1	COOK	243	111
STA.		TO STA.		
FED. ROAD DIST. NO.		ILLINOIS FED. AID PROJECT		
CONTRACT NO. 62388				



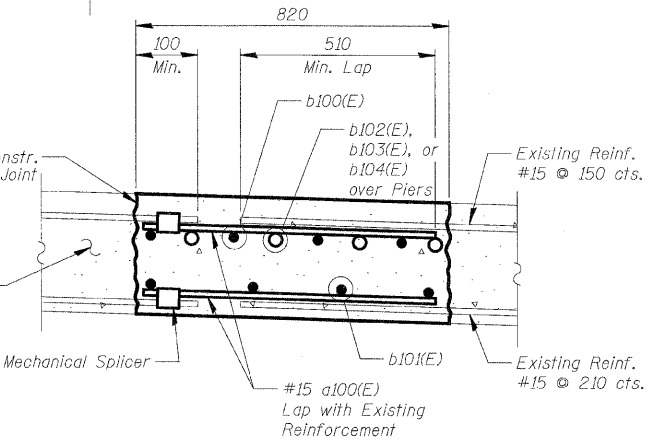
TYP. LAP SPLICE	
BAR SIZE	MIN. LAP
#15	510

PLAN

See Sheet SA23A for Edge Beam Reinforcement
18.500 m Out To Out Deck



CROSS SECTION
Looking North



NOTES

1. Reinforcement bars designated (E) shall be Epoxy Coated.
2. Bars indicated thus 20 x 3 - #15 etc. indicates 20 lines of bars with 3 lengths per line.
3. All dimensions are in millimeters (mm) except as noted.
4. Dowel holes shall be drilled 5mm larger than the diameter of the dowels, depth of the embedment shall be 100mm minimum.
5. Work this Sheet with Sheet SA23 and SA23A
6. For Section C-C see Sheet SA20, For Section D-D see Sheet SA25.

REVISIONS	
NAME	DATE

ILLINOIS DEPARTMENT OF TRANSPORTATION
SUPERSTRUCTURE - UNIT II
SOUTHWEST HIGHWAY OVER
B&O RAILROAD AND STONY CREEK
 FAU 3578 SECTION 15V B-1-R-1
 STRUCTURE NUMBER 016-2771
 COOK COUNTY STATION 4+716.497
 SCALE: NONE DRAWN BY: E. Mroozek
 DATE: 6/17/09 CHECKED BY: A. Yarglooglu



C:\NDDT\9556_A0\Drawings\STRUCT\22_Deck_Plan.dgn
 6/26/2009 4:45:14 AM
 H:\opdr(Rdwy-L)file
 6/26/2009

** See Conduit Note on Sheet SA 2 of SA 110.