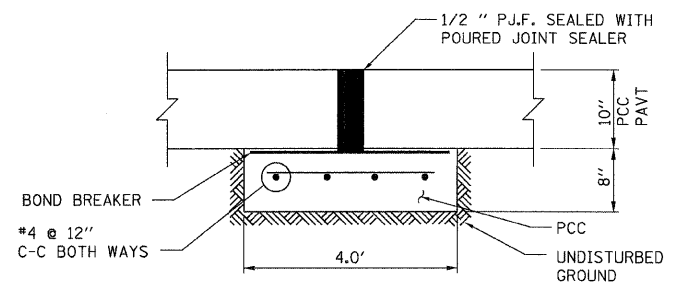
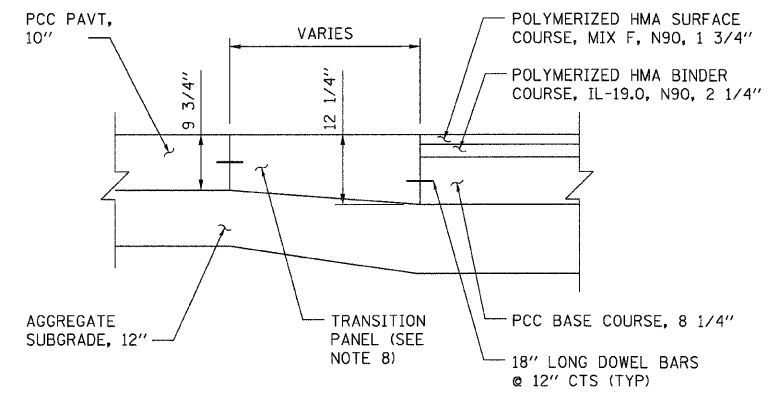
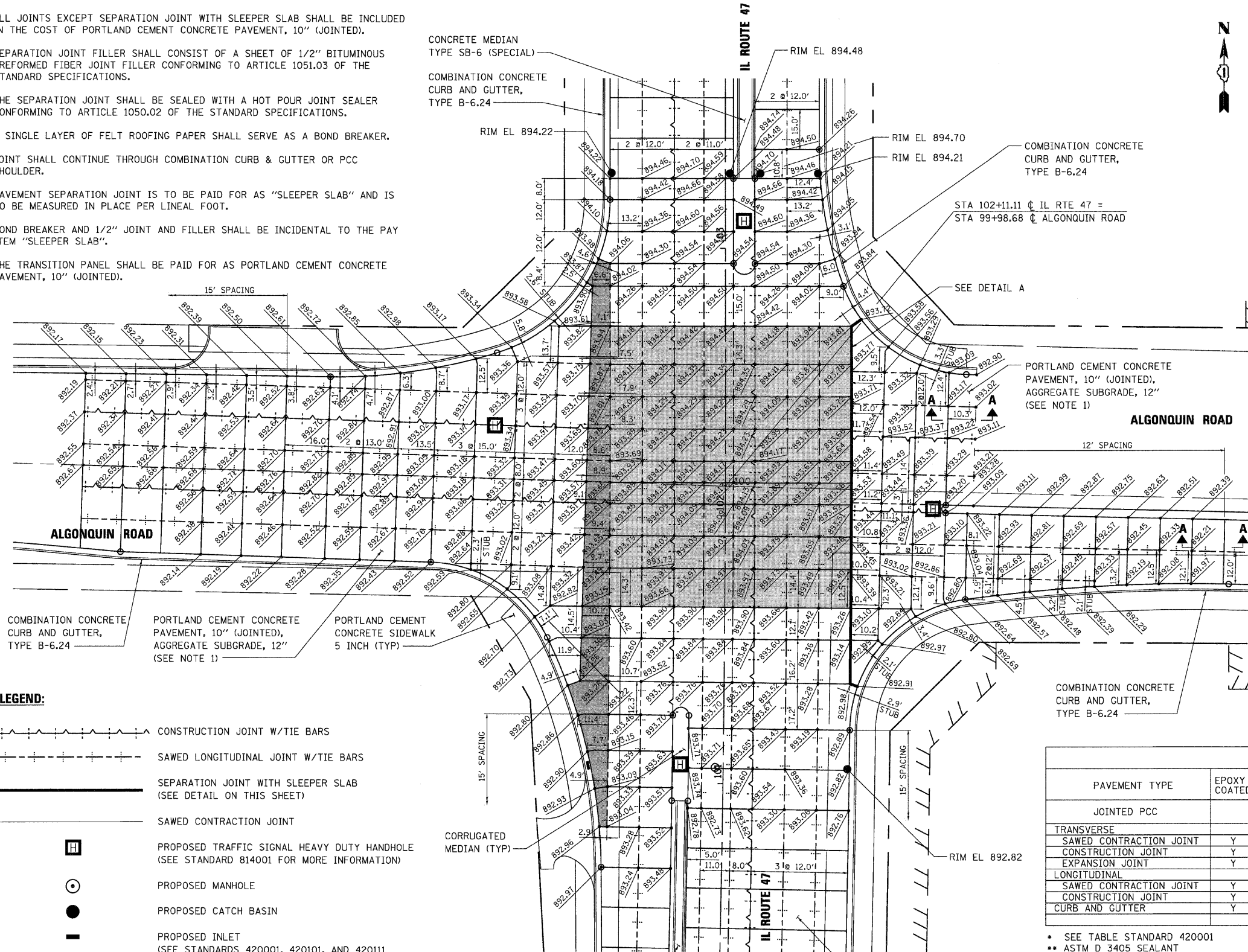


F.A.P. RTE.	SECTION	COUNTY	TOTAL SHEETS	SHEET NO.
326		McHENRY	502	252
STA. 9+35.22		TO STA.142+08.53		
FED. ROAD DIST. NO.		ILLINOIS FED. AID PROJECT		
• (105X & 106) WRS-2				

**NOTES:**

- ALL JOINTS EXCEPT SEPARATION JOINT WITH SLEEPER SLAB SHALL BE INCLUDED IN THE COST OF PORTLAND CEMENT CONCRETE PAVEMENT, 10" (JOINTED).
- SEPARATION JOINT FILLER SHALL CONSIST OF A SHEET OF 1/2" BITUMINOUS PREFORMED FIBER JOINT FILLER CONFORMING TO ARTICLE 1051.03 OF THE STANDARD SPECIFICATIONS.
- THE SEPARATION JOINT SHALL BE SEALED WITH A HOT POUR JOINT SEALER CONFORMING TO ARTICLE 1050.02 OF THE STANDARD SPECIFICATIONS.
- A SINGLE LAYER OF FELT ROOFING PAPER SHALL SERVE AS A BOND BREAKER.
- JOINT SHALL CONTINUE THROUGH COMBINATION CURB & GUTTER OR PCC SHOULDER.
- PAVEMENT SEPARATION JOINT IS TO BE PAID FOR AS "SLEEPER SLAB" AND IS TO BE MEASURED IN PLACE PER LINEAL FOOT.
- BOND BREAKER AND 1/2" JOINT AND FILLER SHALL BE INCIDENTAL TO THE PAY ITEM "SLEEPER SLAB".
- THE TRANSITION PANEL SHALL BE PAID FOR AS PORTLAND CEMENT CONCRETE PAVEMENT, 10" (JOINTED).

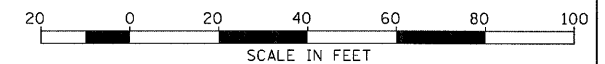


**LEGEND:**

- CONSTRUCTION JOINT W/TIE BARS
- SAWED LONGITUDINAL JOINT W/TIE BARS
- SEPARATION JOINT WITH SLEEPER SLAB (SEE DETAIL ON THIS SHEET)
- SAWED CONTRACTION JOINT
- PROPOSED TRAFFIC SIGNAL HEAVY DUTY HANDHOLE (SEE STANDARD 814001 FOR MORE INFORMATION)
- PROPOSED MANHOLE
- PROPOSED CATCH BASIN
- PROPOSED INLET (SEE STANDARDS 420001, 420101, AND 420111 FOR MORE INFORMATION)
- HIGH EARLY STRENGTH PORTLAND CEMENT CONCRETE PAVEMENT, 10" (JOINTED) AGGREGATE SUBGRADE
- PANEL WITH DOWEL BARS ON ALL SIDES

PAVEMENT TYPE	EPOXY COATED	DEFORMED	SIZE	LENGTH	SPACING	DRILL & GROUT	POUR IN	SEAL	STANDARD
JOINTED PCC									420001, 420101 & 420111 (GEN)
<b>TRANSVERSE</b>									
SAWED CONTRACTION JOINT	Y	N	•	18	12	N	Y	HP (HOTPOUR)	420001
CONSTRUCTION JOINT	Y	N	•	13	12	N	Y	HP	420101, 420106
EXPANSION JOINT	Y	N	•	18	12	N	Y	PF (PREFORM)	420001
<b>LONGITUDINAL</b>									
SAWED CONTRACTION JOINT	Y	N	NO. 6	30	30	N	Y	HP	420001
CONSTRUCTION JOINT	Y	N	NO. 6	24	24	Y	N	••	420001
CURB AND GUTTER	Y	N	NO. 6	24	24	Y	-	HP	606001

- SEE TABLE STANDARD 420001
- ASTM D 3405 SEALANT



REVISIONS	
NAME	DATE

**ILLINOIS DEPARTMENT OF TRANSPORTATION**  
**ALGONQUIN ROAD**  
**PAVEMENT JOINTING DETAIL**

SCALE: VERT. 1"=20'  
HORIZ. DATE: 8/5/2009

DRAWN BY: E.D.  
CHECKED BY: B.S.



PLOT DATE = Friday, August 07, 2009  
 FILE NAME = S:\11-CADD\11-hh\11252-jnt-detail-algonquin.dgn  
 PLOT SCALE = 281  
 USER NAME = 3859