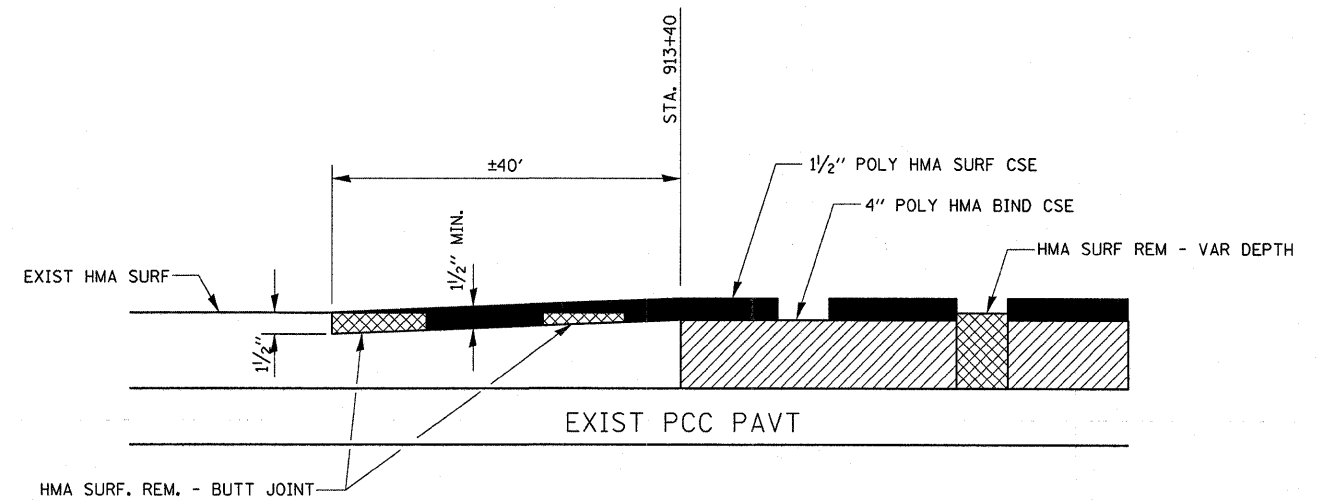
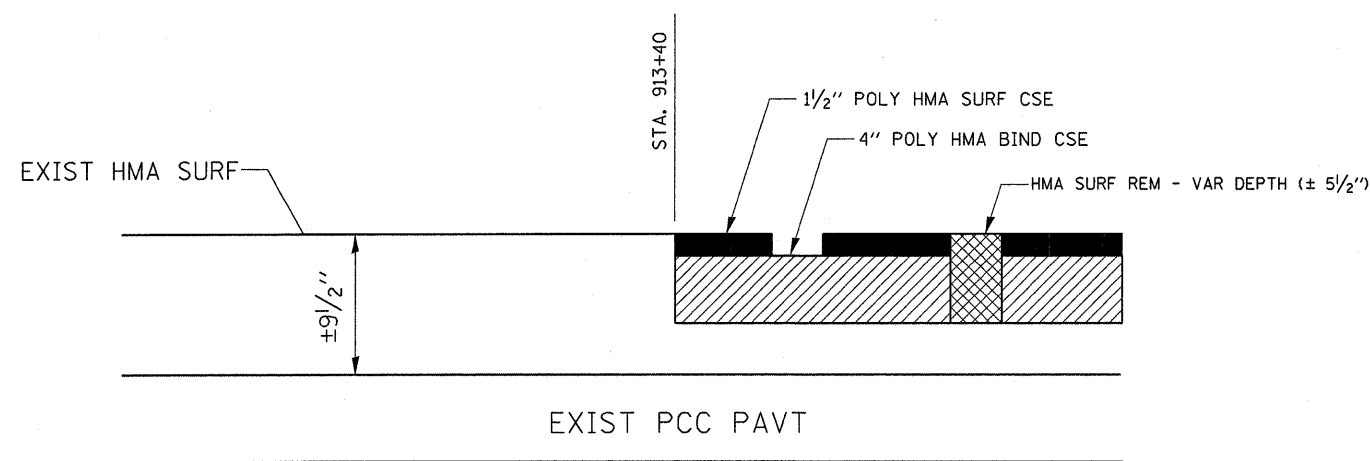


NOTE:
 WHEN MILLING OPERATIONS PRODUCE A ROUNDED EDGE,
 THEN A SAW CUT SHALL BE USED TO MANUFACTURE
 A PERPENDICULAR EDGE AS SHOWN IN THE DETAIL.
 THE ENGINEER SHALL BE THE SOLE JUDGE
 CONCERNING THE USE OF THIS DETAIL

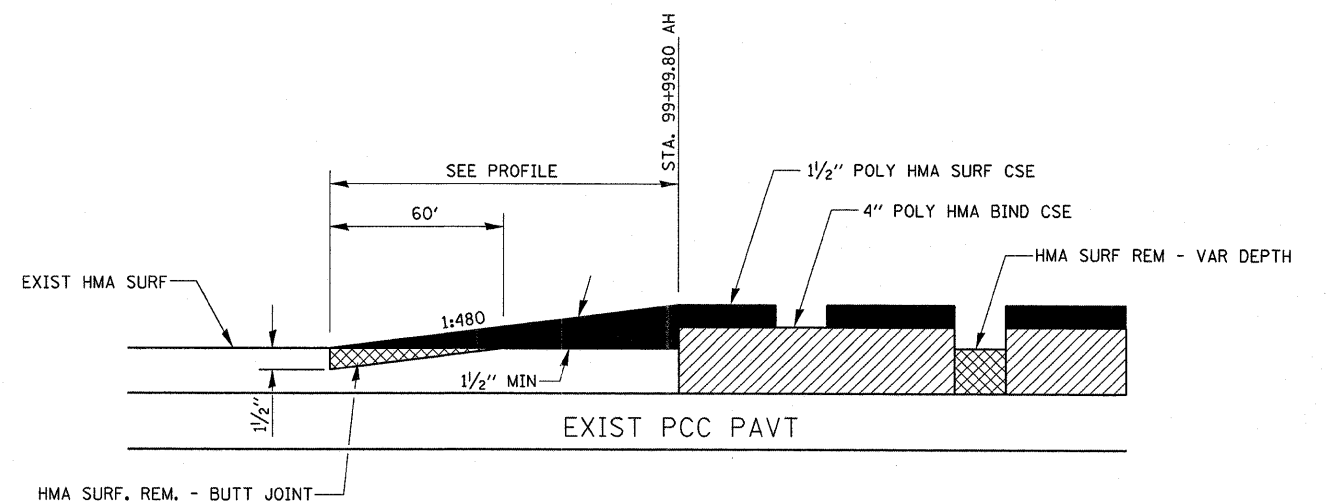
HMA DETAIL AT BUTT JOINTS



BEGINNING TAPER NORTHBOUND



BEGINNING TAPER SOUTHBOUND



ENDING TAPER

FILE NAME =	USER NAME = duncanbd	DESIGNED -	REVISED -
ca:\pwwork\PIWIDOT\DUNCANBD\dms30392\op	5105-sht-detail.dgn	DRAWN -	REVISED -
	PLOT SCALE = 50.0000' / IN.	CHECKED -	REVISED -
	PLOT DATE = Oct 21, 2009 - 08:37:13 AM	DATE -	REVISED -

STATE OF ILLINOIS
 DEPARTMENT OF TRANSPORTATION

DETAILS

SCALE:	SHEET NO. OF SHEETS	STA. TO STA.
--------	---------------------	--------------

F.A.I. RTE.	SECTION	COUNTY	TOTAL SHEETS	SHEET NO.
57	(38-1,2)RS-2 & I	IROQUOIS	263	62
CONTRACT NO. 66981				
ILLINOIS FED. AID PROJECT				