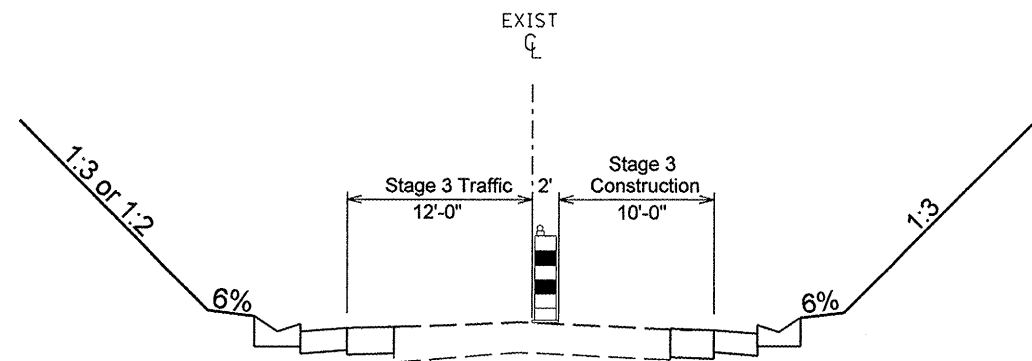
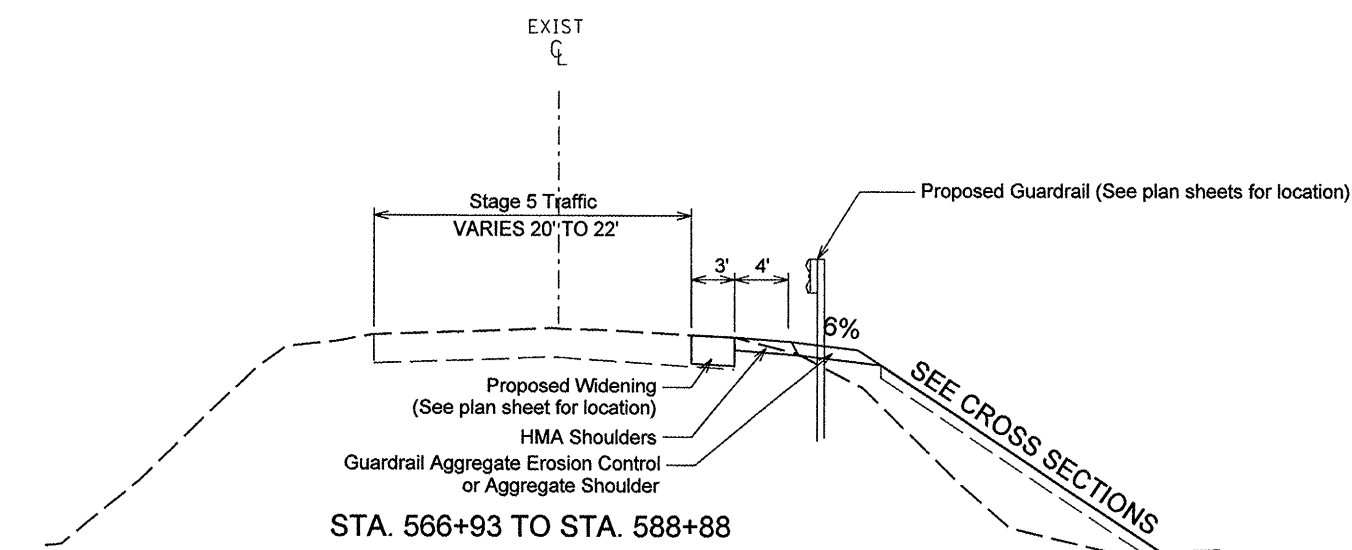


STAGE 3



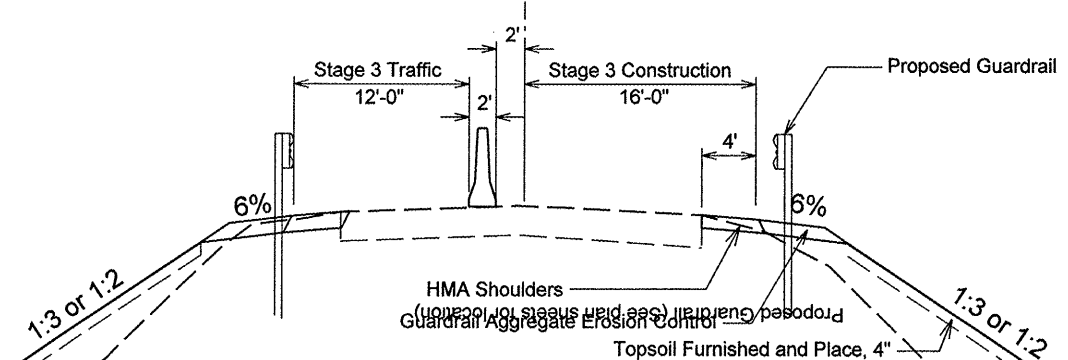
STA. 557+50 TO STA. 563+00

STAGE 5



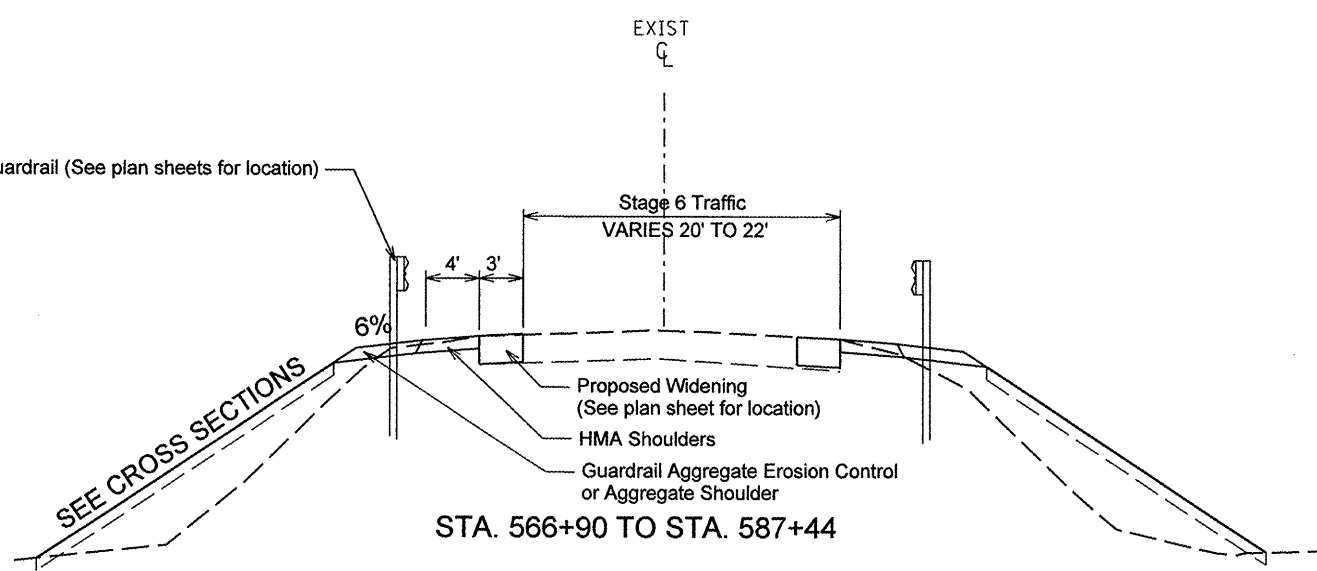
STA. 566+93 TO STA. 588+88

STAGE 3



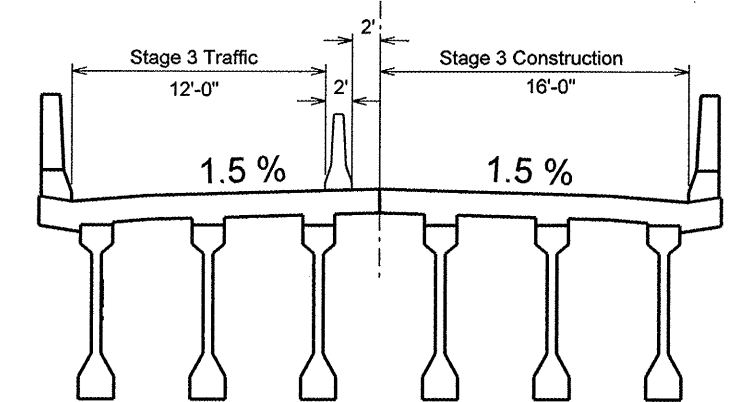
STA. 563+39.74 TO STA. 564+11.33
STA. 565+66 TO STA. 566+18

STAGE 6



STA. 566+90 TO STA. 587+44

STAGE 3



STA. 564+11.33 TO STA. 565+66.00*
* INCLUDES BRIDGE APPROACH PAVEMENT

NOTES:
TWO CHANGEABLE MESSAGE SIGNS (CMS) SHALL BE PLACED IN ADVANCE OF THE PROJECT FOR BOTH DIRECTIONS OF TRAVEL FOR ONE WEEK PRIOR TO THE START OF CONSTRUCTION. THE CMS MAY THEN BE REMOVED AND USED AT THE DISCRETION OF THE ENGINEER. THE COST OF THE SETTING, REMOVING, AND MAINTAINING SHALL BE INCLUDED IN THE COST OF THE PAY ITEM.

EFK Moen, LLC
Civil Engineering Design

STATE OF ILLINOIS
DEPARTMENT OF TRANSPORTATION

STAGING AND TRAFFIC CONTROL

F.A.P. RTE.	SECTION	COUNTY	TOTAL SHEETS	SHEET NO.
685	37BR-1	MCDONOUGH	138	19
FED. ROAD DIST. NO. ILLINOIS FED. AID PROJECT			CONTRACT NO. 68352	

FILE NAME =	USER NAME =	DESIGNED -	REVISED -
Z:\08056_Show_Creek\dgn\Design\Final\Pl	jd	JD	---
		CHECKED -	REVISED -
		SD	---
		DATE -	REVISED -
		10/15/09	---

SCALE: N.T.S. SHEET NO. 2 OF 16 SHEETS