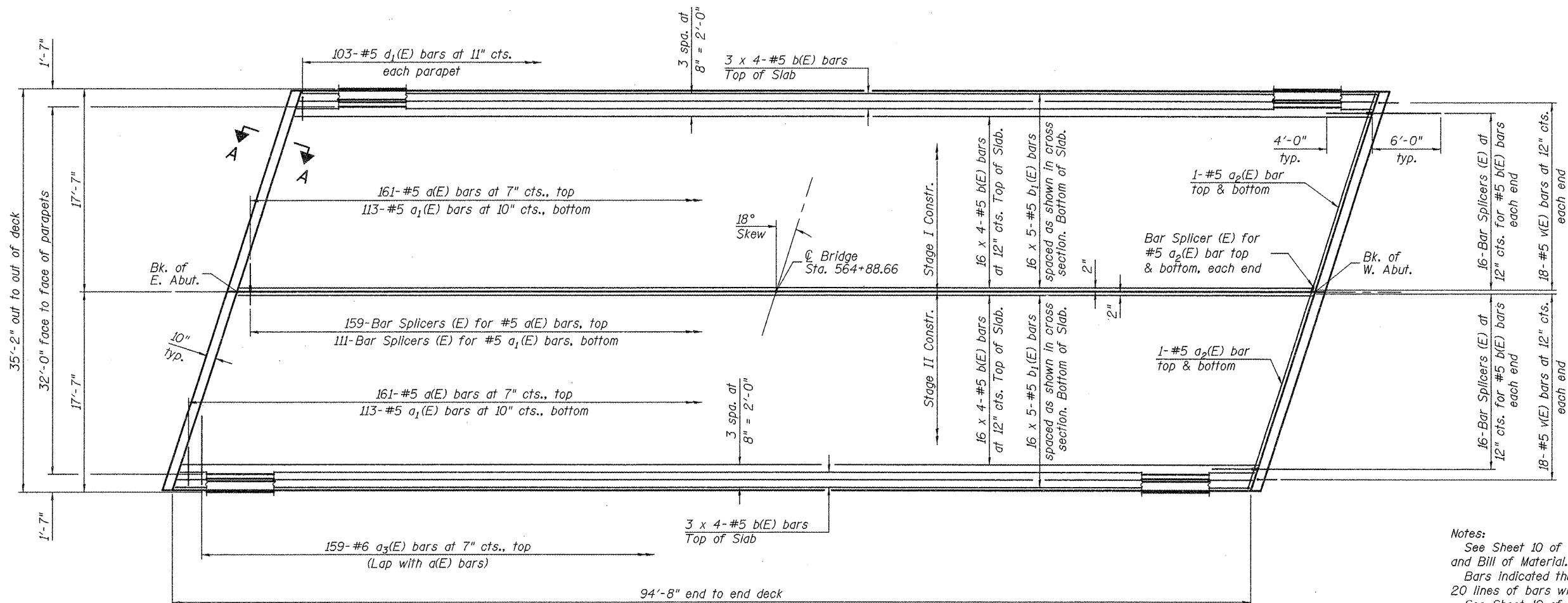
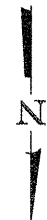
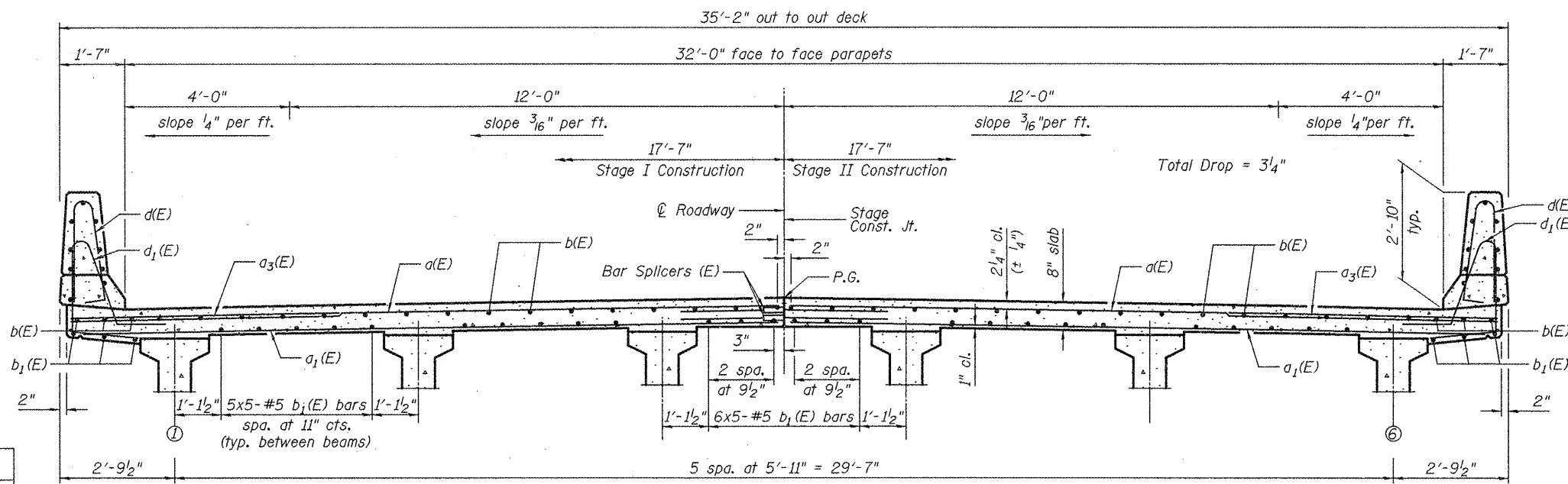


STATE OF ILLINOIS
DEPARTMENT OF TRANSPORTATION



PLAN

Notes:
See Sheet 10 of 21 for superstructure details and Bill of Material.
Bars indicated thus 20 x 3-#5 etc. indicates 20 lines of bars with 3 lengths per line.
See Sheet 10 of 21 for parapet reinforcement.
Cut bars in field to fit skew and use the remainder of bars at the other end of deck.
For Section A-A, see Sheet 11 of 21.



CROSS SECTION
(Looking West)

MIN. BAR LAP
#5 Bar = 2'-2"

SUPERSTRUCTURE
STRUCTURE NO. 055-0079

DESIGNED SEC
CHECKED CTW
DRAWN SEC
CHECKED CTW

PII-1-L 10-1-08

SHEET NO. 9 21 SHEETS	EFK Moen, LLC Civil Engineering Design		331 Salem Place Suite 225 Fairview Heights, IL 62208		Phone 618-206-4250 Fax 618-206-4253	
	F.A.P. RTE. 685	SECTION 37BR-1	COUNTY MCDONOUGH	TOTAL SHEETS 138	SHEET NO. 64	
FED. ROAD DIST. NO.			ILLINOIS		FED. AID PROJECT	
CONTRACT NO. 68352						