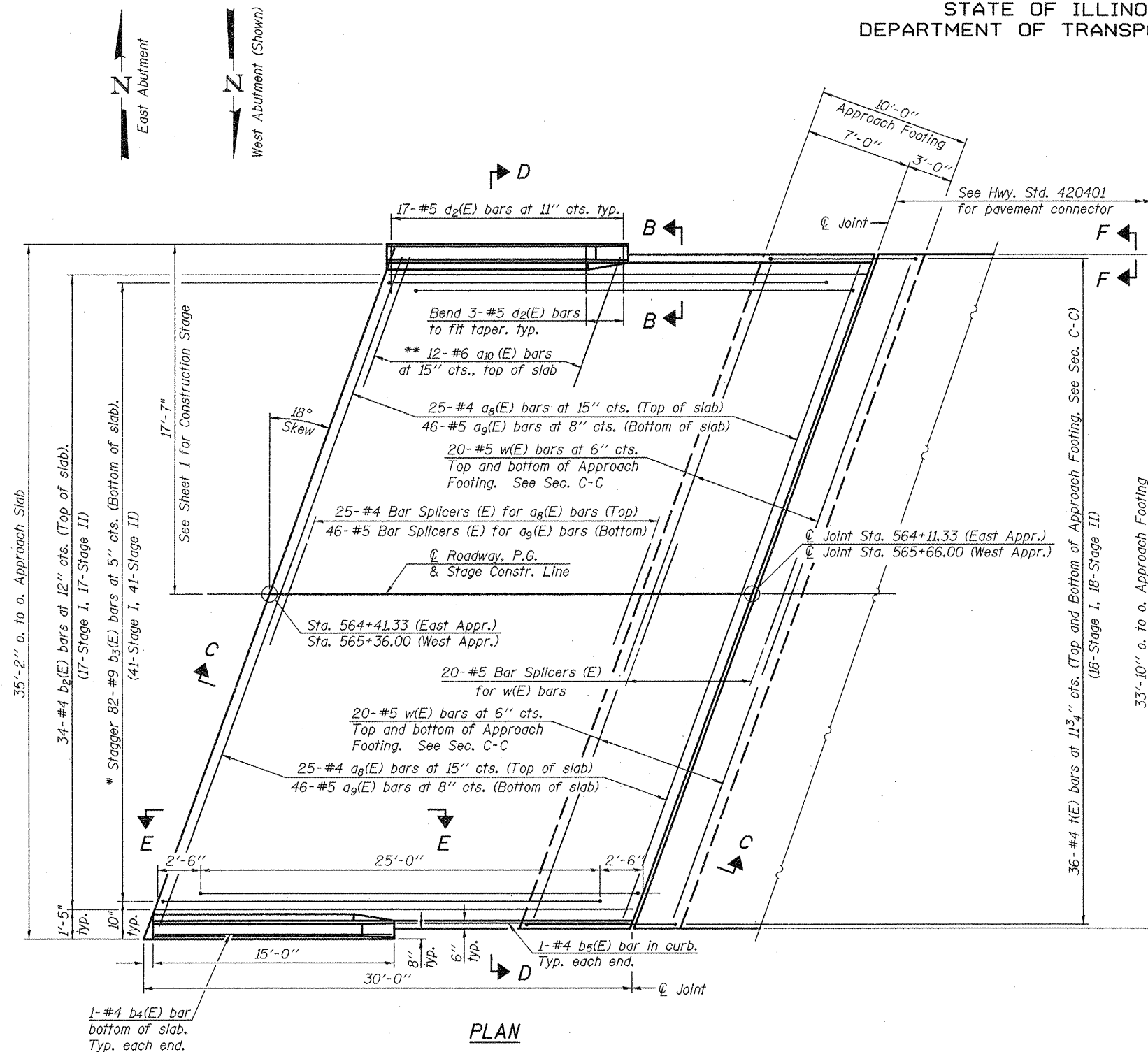
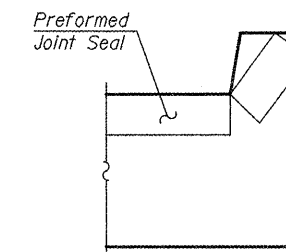
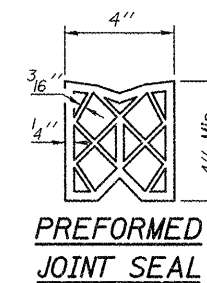
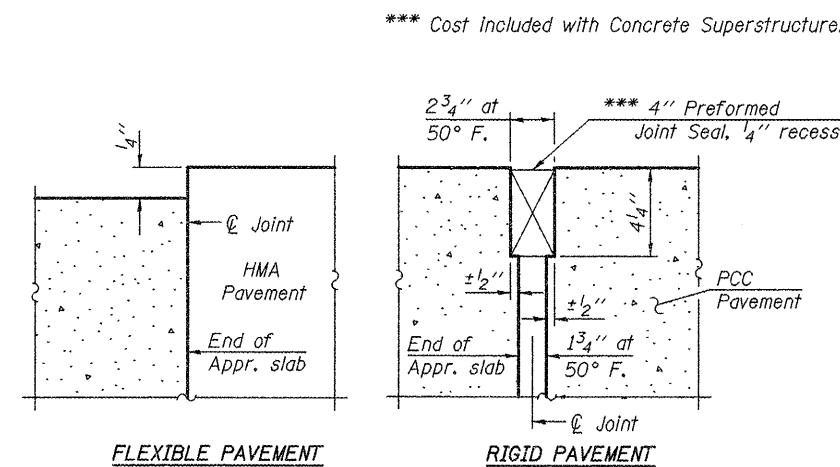


STATE OF ILLINOIS
DEPARTMENT OF TRANSPORTATION

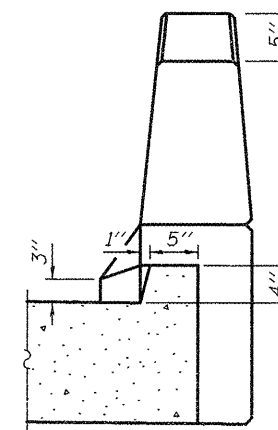
Notes:
See sheet 13 of 21 for Sections C-C & D-D and View E-E.
a₈(E), a₉(E), and w(E) bar spacings measured parallel to \varnothing Rdwy.



* Tilt #9 b₃(E) bars as required to maintain clearance.
** Alternate with a₉(E) bars. typ. each parapet.



Angle Preformed Joint Seal at 45° at curbs when req'd for drainage.



DESIGNED	SEC
CHECKED	CTW
DRAWN	SEC
CHECKED	CTW

BA-L 10-31-08

(Sheet 1 of 2)
BRIDGE APPROACH SLAB DETAILS
STRUCTURE NO. 055-0079

SHEET NO. 12	EFK•Moen, LLC Civil Engineering Design		331 Salem Place Suite 225 Fairview Heights, IL 62208	Phone 618-206-4250 Fax 618-206-4253
	F.A.P. RTE.	SECTION	COUNTY	TOTAL SHEETS
21 SHEETS	685	37BR-1	MCDONOUGH	138
			CONTRACT NO. 68352	
FED. ROAD DIST. NO.		ILLINOIS	FED. AID PROJECT	