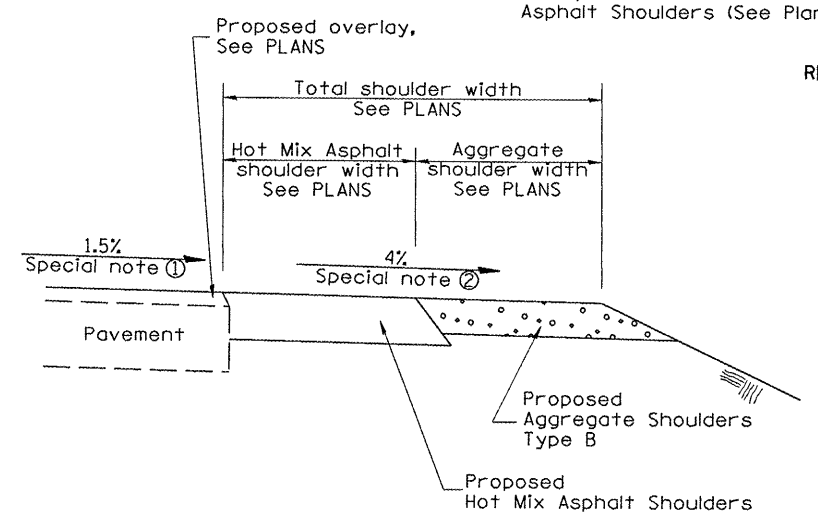
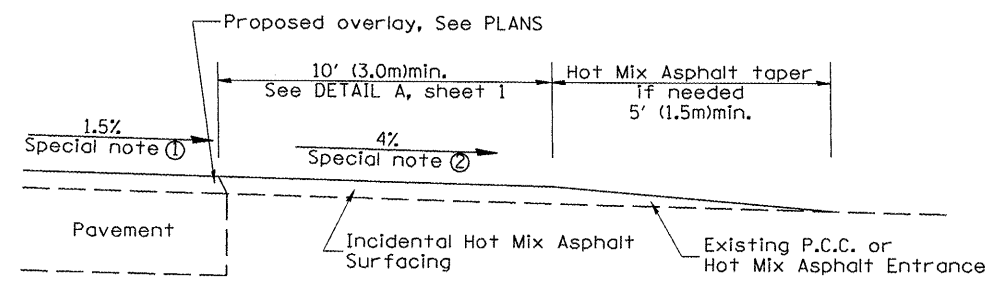
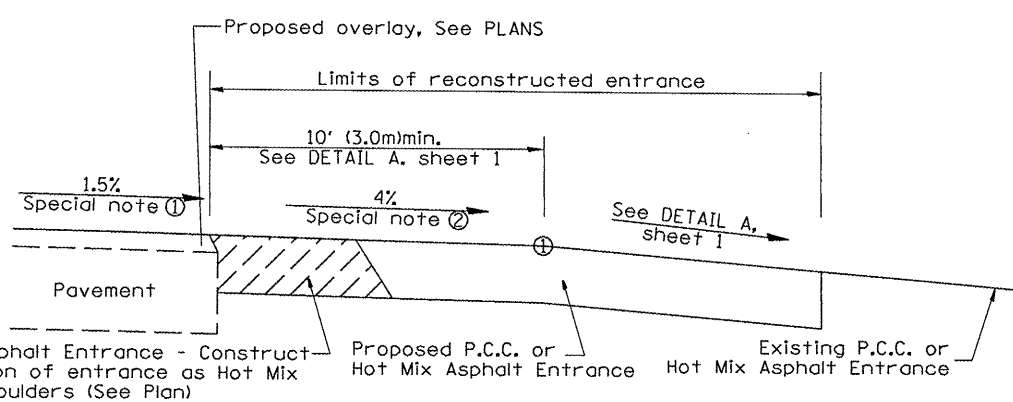
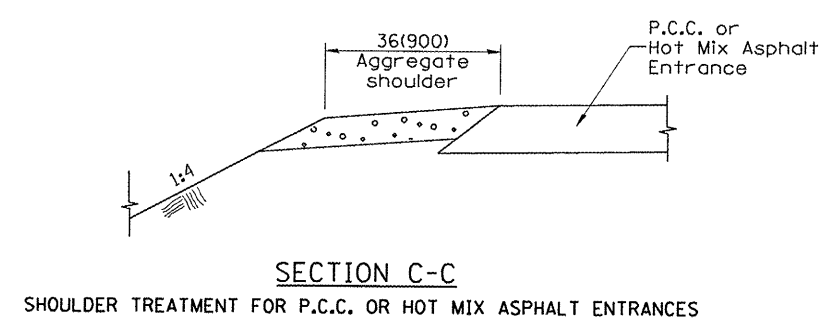
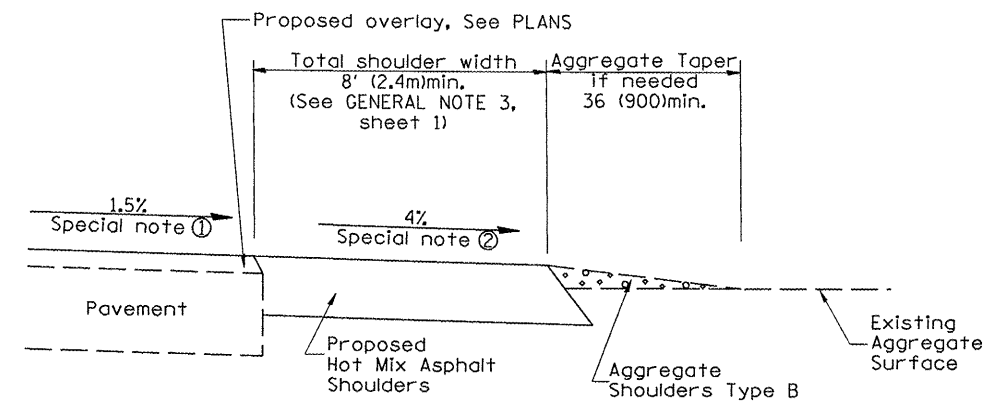
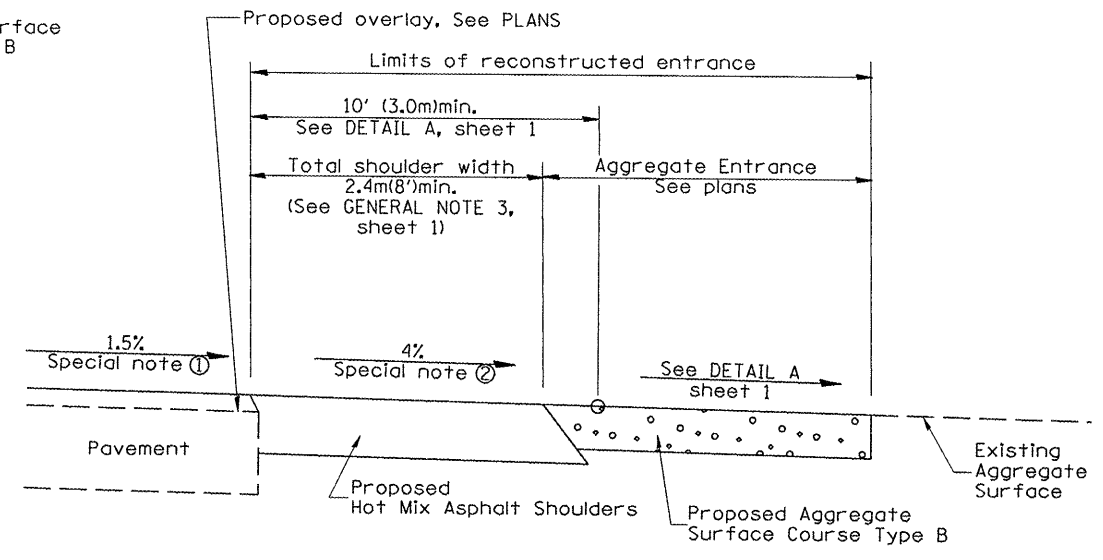
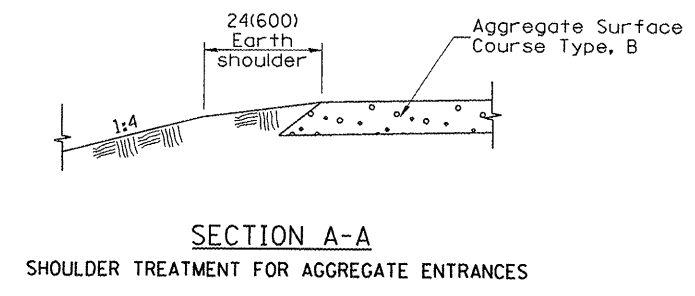


CONTRACT NO. 68352				
F.A.P. RTE.	SECTION	COUNTY	TOTAL SHEETS	SHEET NO.
685	37BR-1	MCDONOUGH/FULTON	138	83
STA. 557+20.00		TO STA. 589+00.00		
FED. ROAD DIST. NO.	ILLINOIS	FED. AID PROJECT		



**SPECIAL NOTES**

- ① The mainline pavement cross-slope is 1.5% for tangent alignment. See PLANS for cross-slope on super-elevated horizontal curves.
- ② The shoulder slope shall control the entrance profile for a distance of 10' (3.0m) minimum from the pavement edge. The shoulder cross-slope is 4% for tangent alignment. Through super-elevated curves, the maximum pavement-shoulder breakover should not be greater than 10% for shoulders 6' (1.8m) and wider and 12% for shoulders 4' (1.2m) and less. Where 12' (366cm) paved shoulders are provided, the breakover should be at the edge of the paved shoulder rather than at the pavement edge.

All slope ratios are expressed as units of vertical displacement to units of horizontal displacement (V:H). All dimensions are in inches (millimeters) unless otherwise noted.

ILLINOIS DEPARTMENT OF TRANSPORTATION	
DISTRICT CADD STANDARD	
RURAL ENTRANCES FOR "3R" PROJECTS	
SHEET 2 OF 2	
CADD STD NO. 406301-D4	DRAWN BY CADD
SCALE: NOT DRAWN TO SCALE	CHECKED BY: T. PICKERING

406301-D4(2)