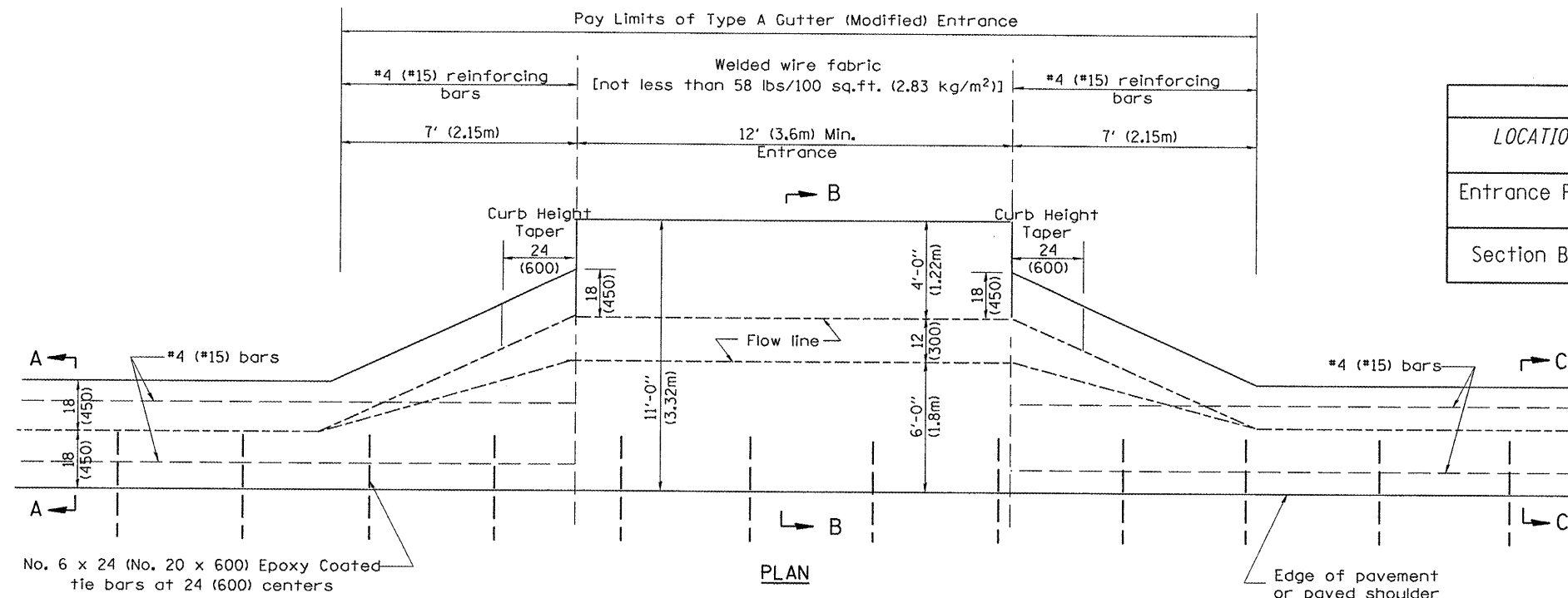
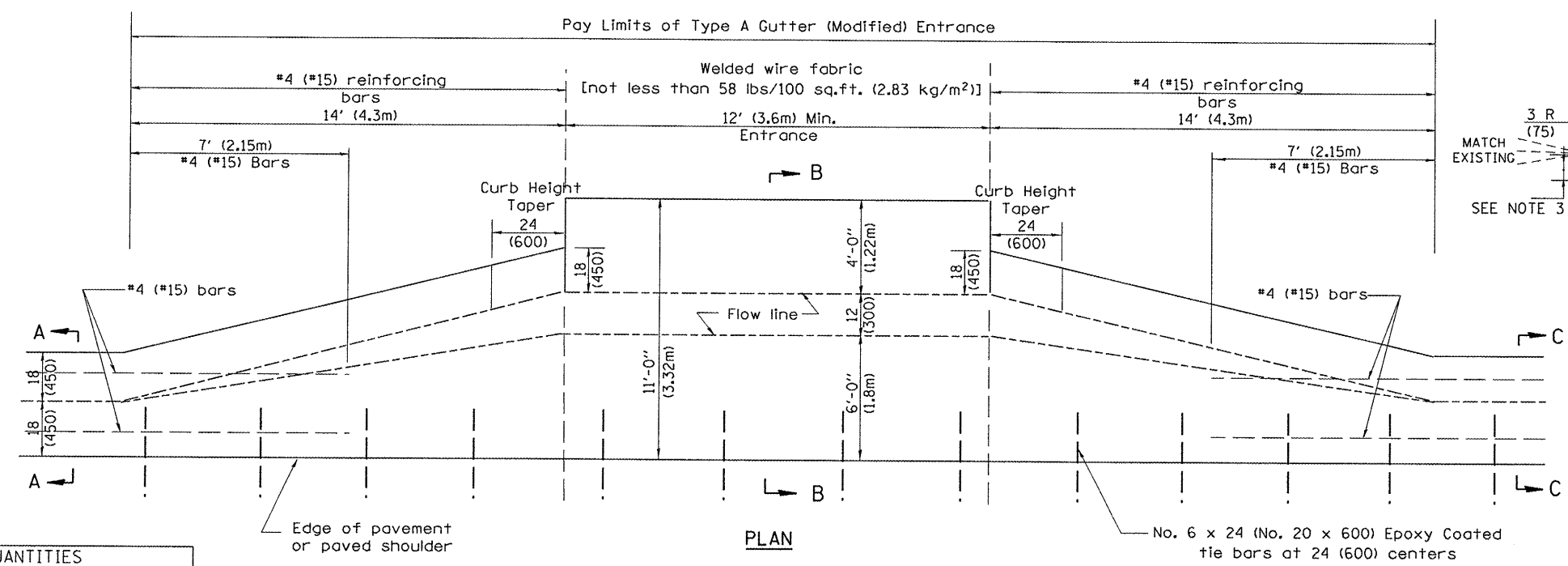
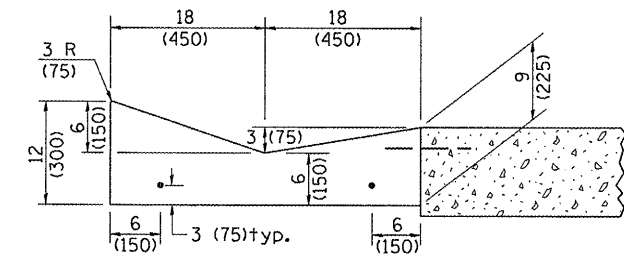


F.A.P. RTE.	SECTION	COUNTY	TOTAL SHEETS	SHEET NO.
685	37BR-1	MCDONOUGH/FULTON	138	90
STA. 557+20.00		TO STA. 589+00.00		
FED. ROAD DIST. NO.		ILLINOIS FED. AID PROJECT		

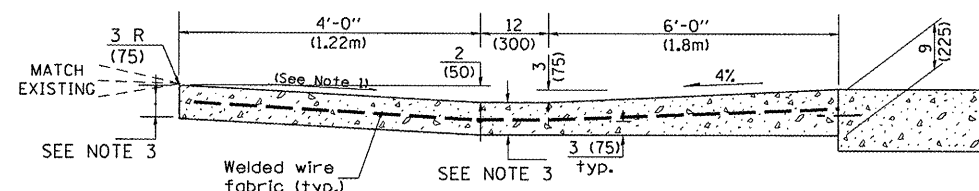
LOCATION	LENGTH	NON-COMMERCIAL 6 (150)	COMMERCIAL ENTRANCE 8 (200)
Entrance Flare	7 Ft (2.15 m) Urban 14 Ft (4.30 m) Rural	0.15 Cu Yd / Ft (0.37 Cu M / M)	0.18 Cu Yd / Ft (0.45 Cu M / M)
Section B-B	See Plans	0.23 Cu Yd / Ft (0.57 Cu M / M)	0.28 Cu Yd / Ft (0.70 Cu M / M)



TYPICAL URBAN ENTRANCE



TYPICAL RURAL ENTRANCE



- GENERAL NOTES
- Slope may be increased from 4% (min.) to 6% (max.) in order to match the existing.
 - The cross-slope is to be constructed as given in the plans from back turnout to where driveway matches existing.
 - For Non-Commercial Entrances the driveway thickness shall be 6 (150). For Commercial Entrances the driveway thickness shall be 8 (200).

All dimensions are in inches (millimeters) unless otherwise noted.

QUANTITIES	
CALC. BY: _____	DATE: _____
CHECKED BY: _____	DATE: _____
QUANTITY CALCULATIONS ARE ON FILE AT THE DISTRICT 4 OFFICE, BUREAU OF PROJECT IMPLEMENTATION, DOCUMENTATION SECTION	

ILLINOIS DEPARTMENT OF TRANSPORTATION
DISTRICT CADD STANDARD
TYPE A GUTTER, (MODIFIED)
(INLET, OUTLET & ENTRANCE)

CADD STANDARD 606101-D4
SCALE: NOT DRAWN TO SCALE

SHEET 3 OF 3
DRAWN BY CADD
CHECKED BY _____