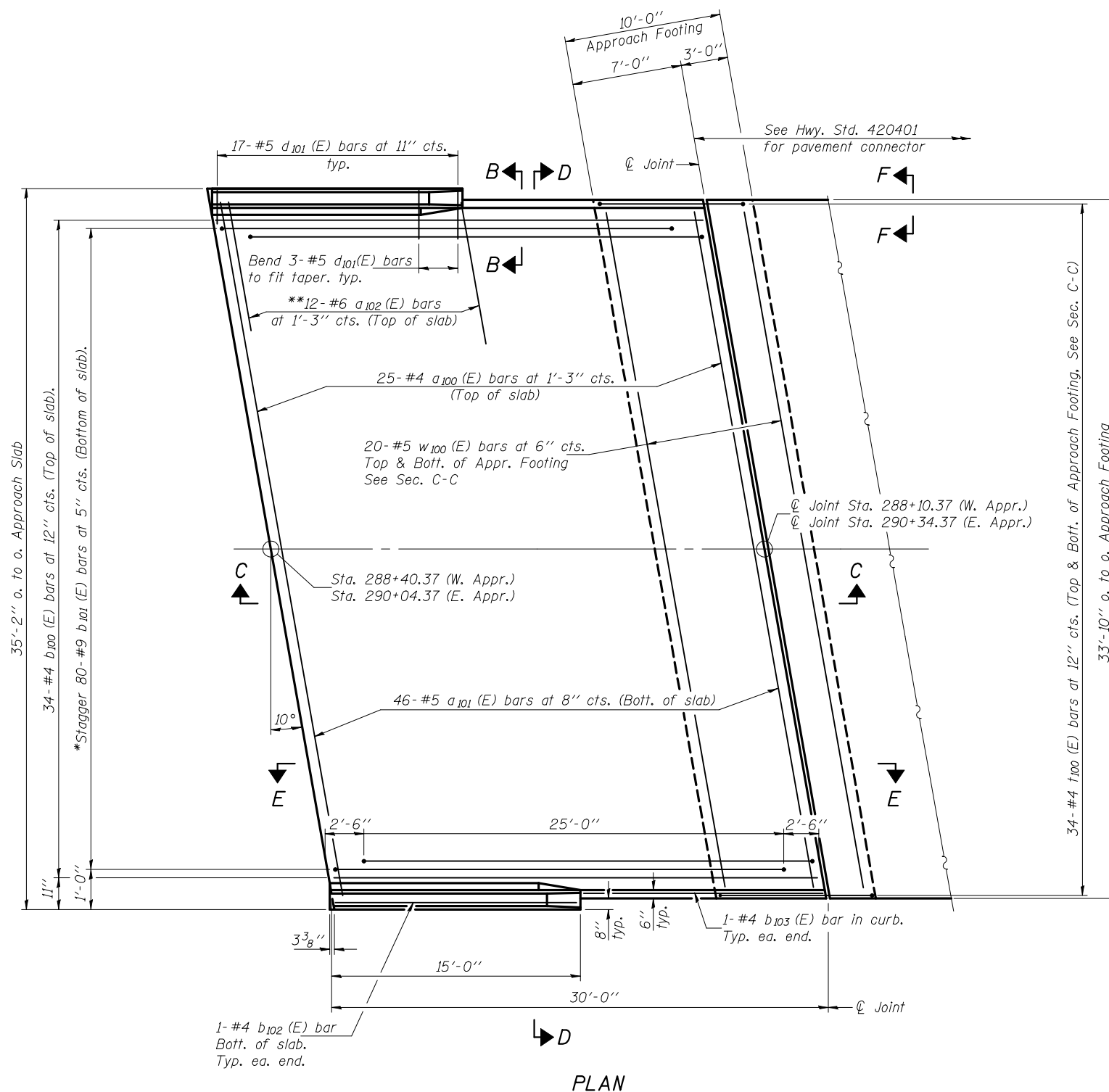
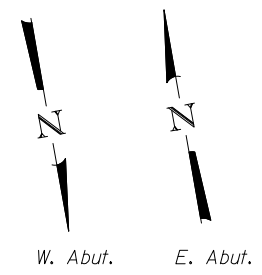


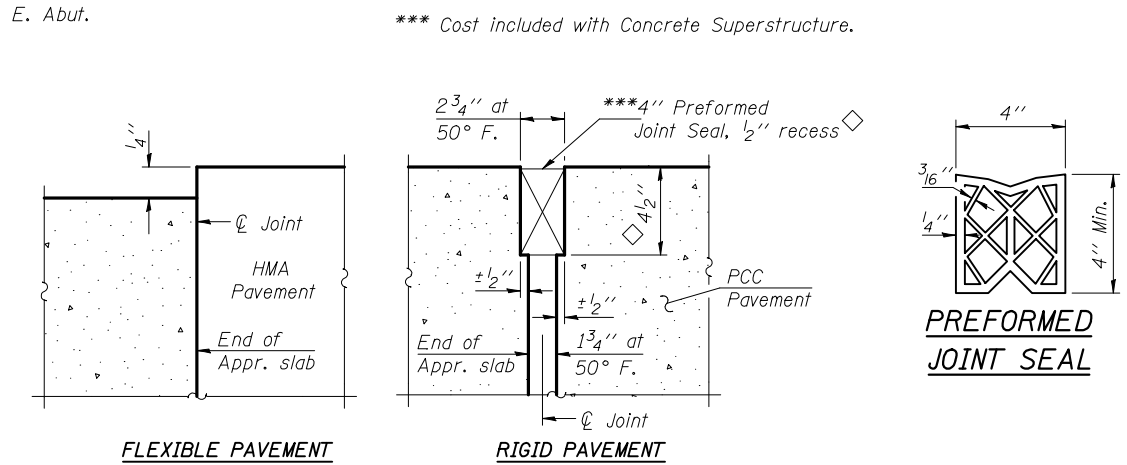
STATE OF ILLINOIS
DEPARTMENT OF TRANSPORTATION

Notes:
See sheet 12 of 25 for Sections C-C & D-D and View E-E.
a₁₀₀(E), a₁₀₁(E), and w₁₀₀(E) bar spacings measured perpendicular to \varnothing Rdwy.



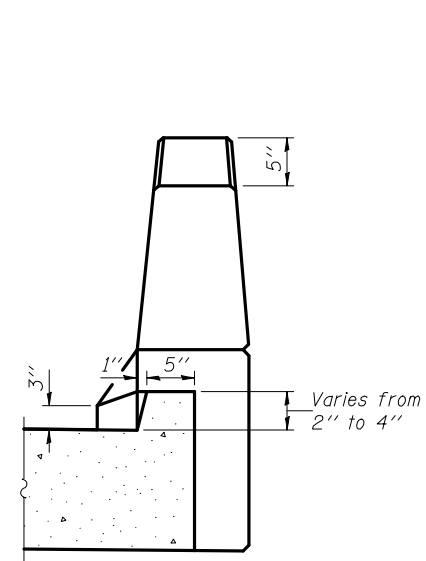
PLAN

*Tilt #9 b₁₀₁(E) bars as required to maintain clearance.
**Alternate with a₁₀₀(E) bars, typ. each parapet.

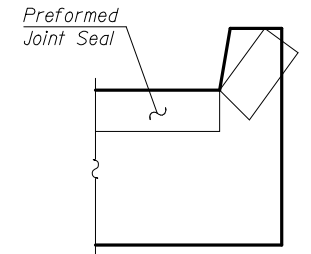


DETAIL A

◊ Prior to grinding



VIEW B-B



VIEW F-F

Angle Preformed Joint Seal at 45° at curbs when req'd for drainage.

DESIGNED	D.P. Narielwala
CHECKED	S.M. Ryan
DRAWN	h.t. duong
CHECKED	DPN/SMR

November 25, 2009

EXAMINED *Thomas J. Domagala*
ENGINEER OF BRIDGE DESIGN

PASSED *Ralph E. Anderson*
ENGINEER OF BRIDGES AND STRUCTURES

BRIDGE APPROACH SLAB DETAILS
STRUCTURE NO. 074-0086

SHEET NO. 11 25 SHEETS	F.A.S. RTE.	SECTION	COUNTY	TOTAL SHEETS	SHEET NO.
	1517	12VBR-1	PIATT	168	96
			CONTRACT NO. 70388		
FED. ROAD DIST. NO. _ ILLINOIS FED. AID PROJECT					